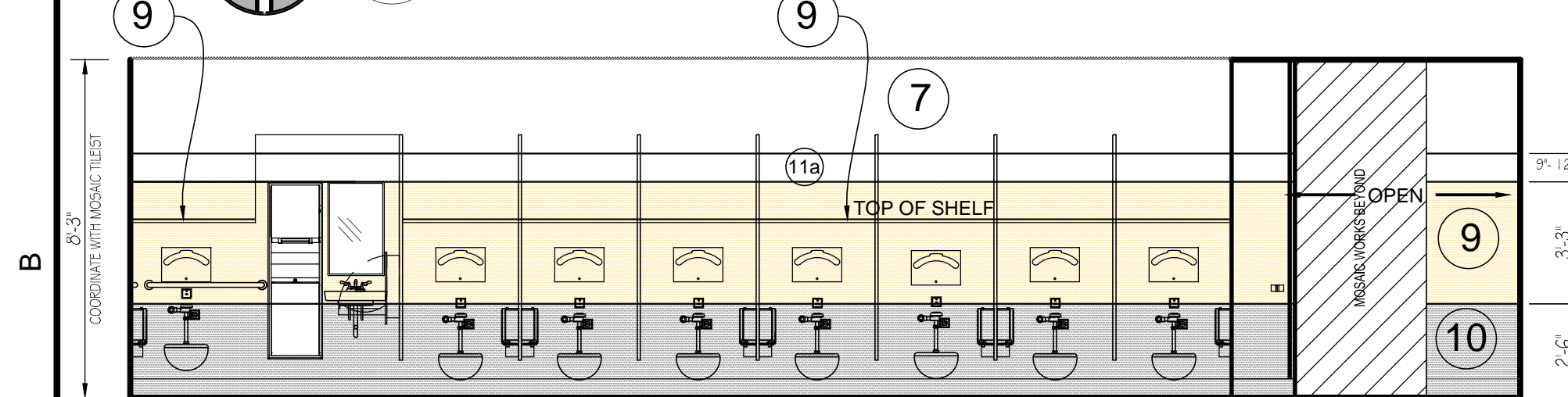
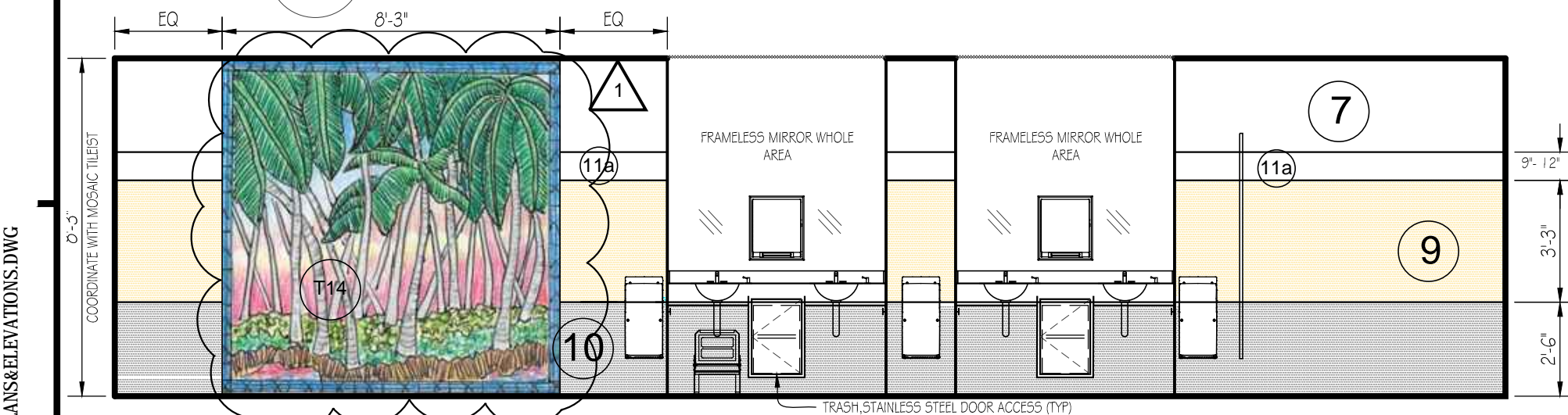


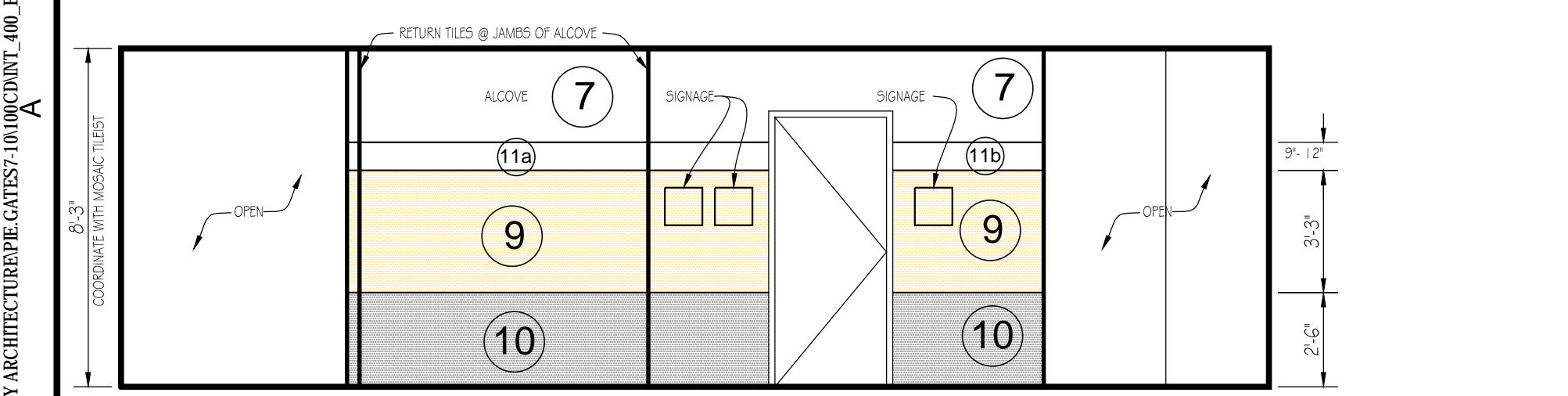
**1 ENLARGED RESTROOM PLAN**  
SCALE: 1/4" = 1'-0"



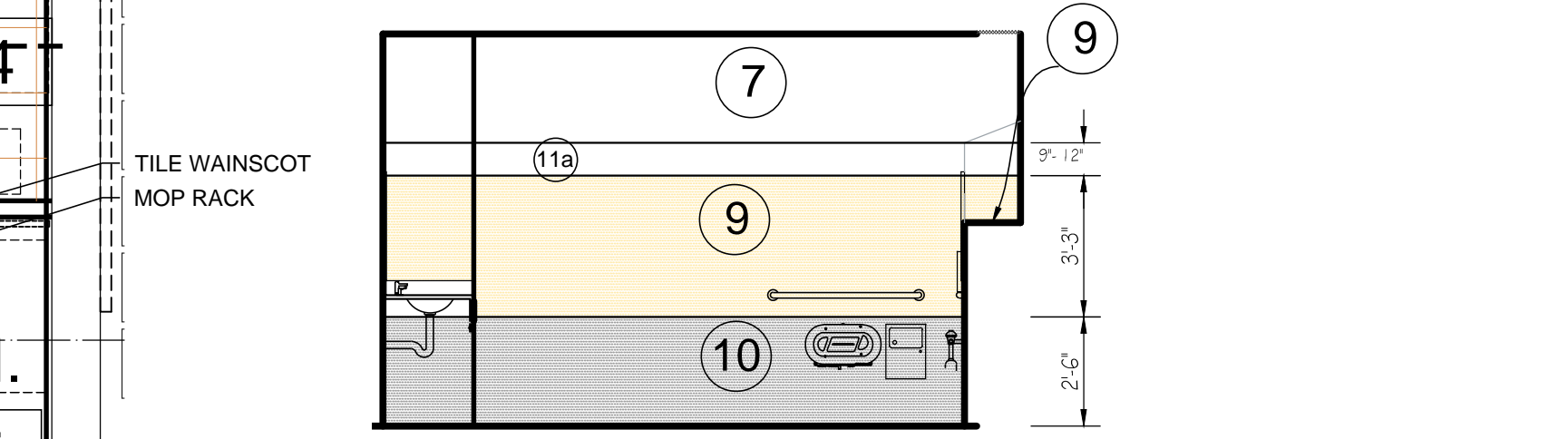
**5 WOMENS RESTROOM ELEVATION**  
SCALE: 1/4" = 1'-0"



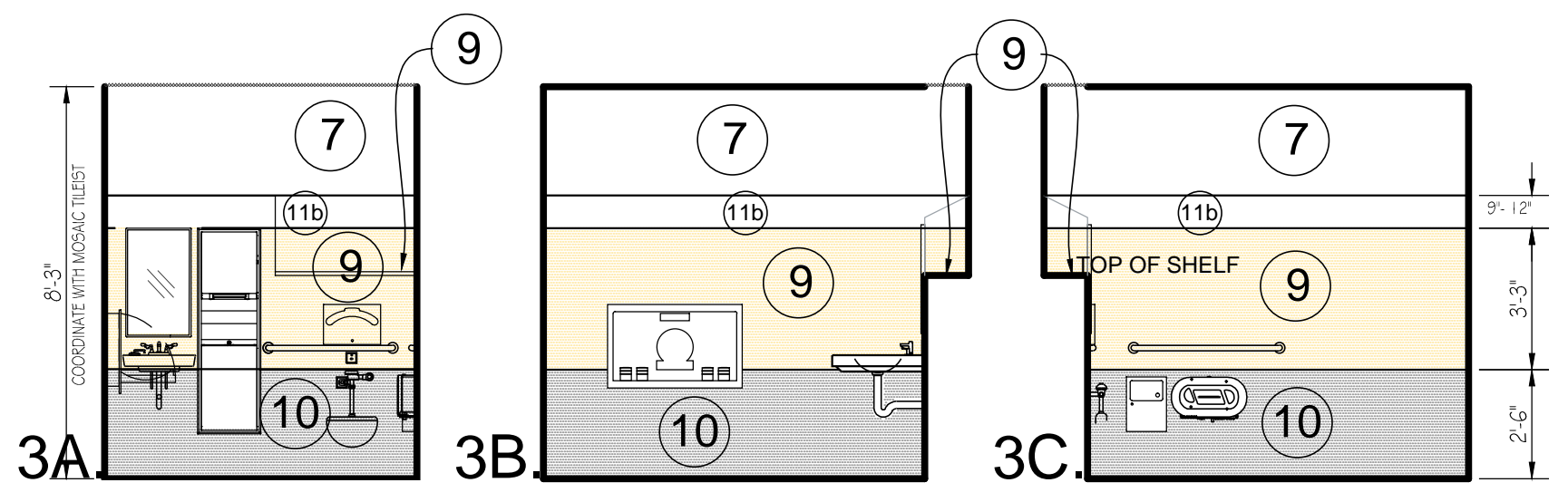
**6 WOMENS RESTROOM ELEVATION**  
SCALE: 1/4" = 1'-0"



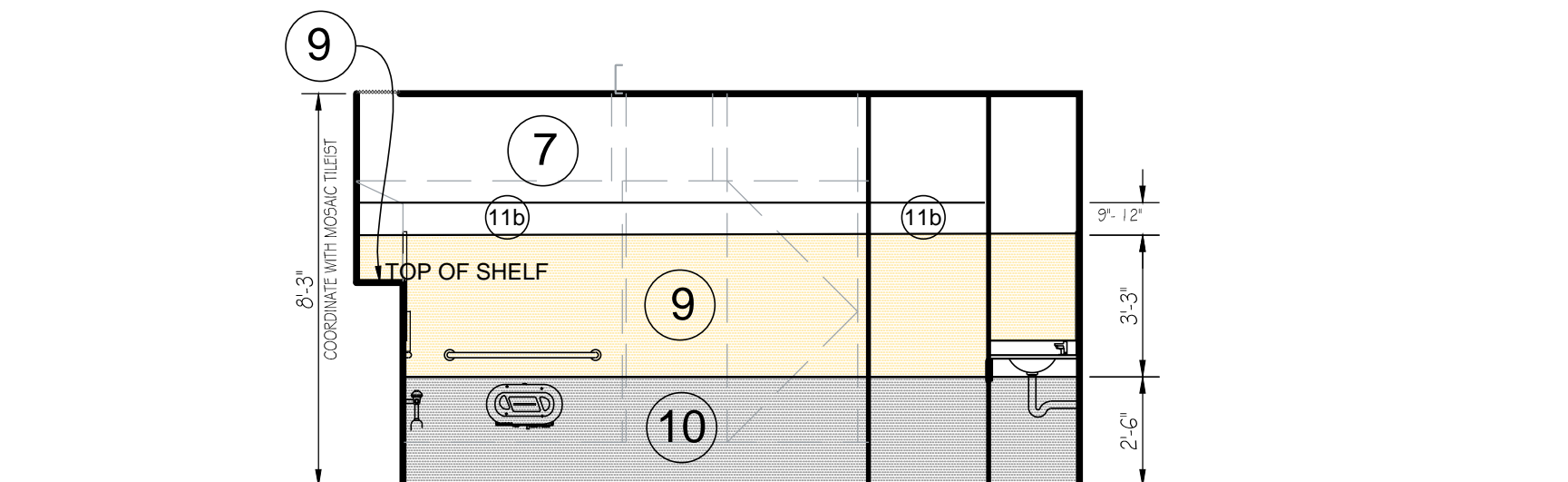
**7 ENTRYWAY/VESTIBULE**  
SCALE: 1/4" = 1'-0"



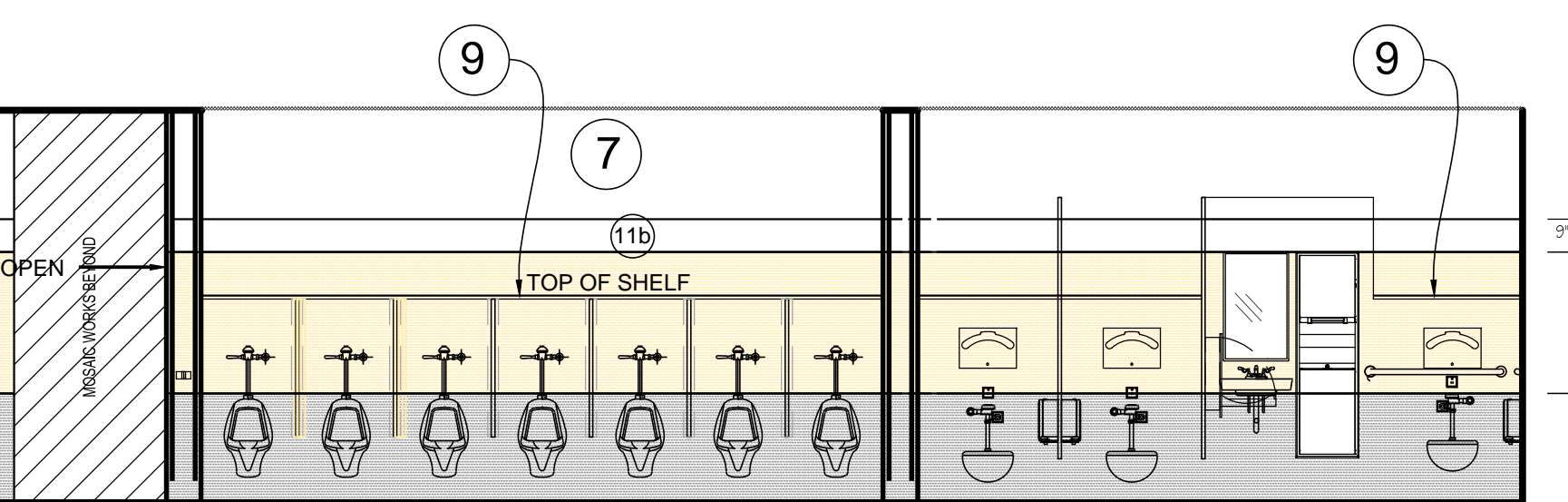
**2 WOMENS RESTROOM ELEVATION**  
SCALE: 1/4" = 1'-0"



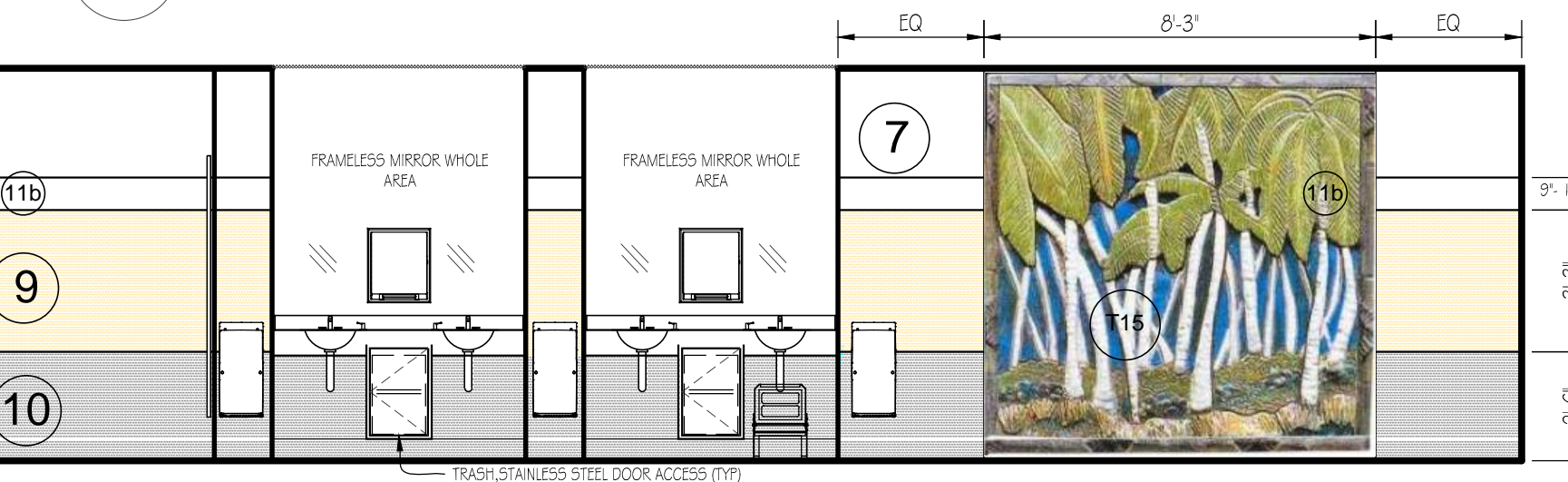
**3 FAMILY RESTROOM ELEVATIONS**  
SCALE: 1/4" = 1'-0"



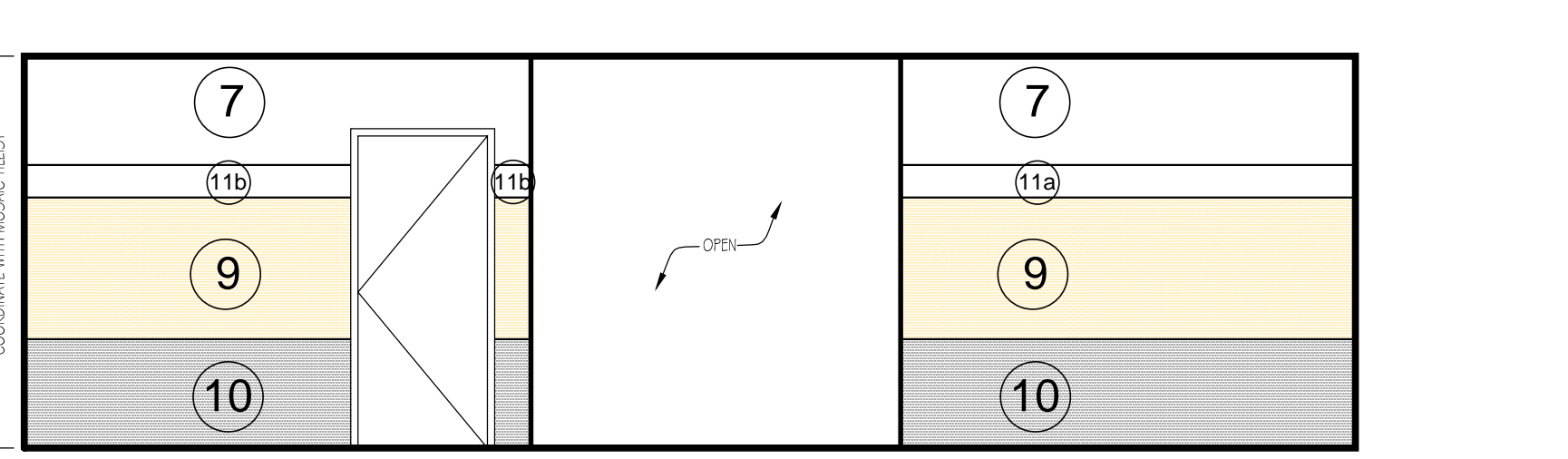
**4 MENS RESTROOM ELEVATION**  
SCALE: 1/4" = 1'-0"



**8 MENS RESTROOM ELEVATION**  
SCALE: 1/4" = 1'-0"



**9 MENS RESTROOM ELEVATION**  
SCALE: 1/4" = 1'-0"



**10 ENTRYWAY/ VESTIBULE**  
SCALE: 1/4" = 1'-0"

**RESTROOM FINISHES LEGEND**

**FLOOR TILE**  
 12 ALL RESTROOM FLOORS = 18" X 18" CROSSVILLE "AMERICANA" GOLD RUSH TO MATCH EXISTING.  
 INCLINE LINES TO DRAINS - TILES WILL BE CUT ALONG THESE LINES.  
 GROUT:  
 ALL TILE SHALL RECEIVE: CUSTOM BUILDING PRODUCTS- PRISM SURE COLOR GROUT COLOR: #09 "NATURAL GRAY".

**WALL FINISH**  
 T7 CROSSVILLE, LAMINAM- COLLECTION AVORIO LUCIDATO L0016 5.6 - POLISHED 1MX3M INSTALL HORIZONTALLY  
 T8 MATCH EXISTING GLASS TILE BANDS IN GATES 2-6:  
 T8-A TOP ROW = 1 LISTELLO GLASS BAND, CROSSVILLE, WATER CRYSTAL LISTELLO 7/8" X 8" EBB TIDE, SEASPRAY (OLIVE) IRRIDESCENT#060 OR EQUAL  
 T8-B BTM ROWS = CROSSVILLE, WATERCRYSTAL MOSAICS 1"X1" SUNSPRAY (BROWN) #W6020 101.013 OR EQUAL.  
 T9 CROSSVILLE, LAMINAM 1MX3M INSTALL HORIZONTALLY NATURALI - TRAVERTINO ROMANO LUCIDATO 5.6 - POLISHED W/HYDROTEC  
 T10 CROSSVILLE, LAMINAM 1MX3M PANEL - INSTALL HORIZONTALLY "KAURI" -BEIGE-L4451 W/ HYDROTEC PRESTINE FINISH

T11a WOMENS: HANDMADE MOSAIC TILE BY "E.TERRY LEONARD- 941-993-8575, (MOSAICS NOT IN REGULAR TILE CONTRACT, REFER TO MOSAICS ALLOWANCE) " TO "MATCH EXISTING" SEE DRAWINGS FOR DESIGNS  
 T11b MENS: HANDMADE MOSAIC TILE BY "E.TERRY LEONARD- 941-993-8575, (MOSAICS NOT IN REGULAR TILE CONTRACT, REFER TO MOSAICS ALLOWANCE) " TO "MATCH EXISTING" SEE DRAWINGS FOR DESIGNS

T14 WOMEN'S RESTROOM MOSAIC WALL FEATURE BY MOSAIC TILEIST  
 T15 MEN'S RESTROOM MOSAIC WALL FEATURE BY MOSAIC TILEIST  
 T16 HOLD ROOM (100) MOSAIC TILE FEATURE WALLS BY MOSAIC TILEIST REF. DETAILS SHEET 4.04

**PAINT:**  
 SHERWIN WILLIAMS "SUPER PAINT" - 200 LINE", MATCH BENJAMIN MOORE ( BM) COLORS IN SHERWIN WILLIAMS BRAND PAINT:  
 P-1 LATEX ENAMEL-METAL PAINT- ALL HOLLOW METAL DOORS-INTERIOR= BM #1038 EVERLASTING- SATIN FINISH  
 P-2 LATEX ENAMEL-METAL PAINT-ALL HOLLOW METAL DOOR CASINGS( INTERIOR)= BM #1044 LIGHTHOUSE LANDING- SATIN FINISH  
 P-3 LATEX ACRYLIC - SCRUBBABLE BM# 1038-EVERLASTING- SATIN FINISH-SHERWIN WILLIAMS PRO\_MAR 200 ES( EGGSHELL)  
 P-4 LATEX ACRYLIC, SHERWIN WILLIAMS COLOR: SW#7008-ALABASTER- ANY PAINT NEEDED IN CEILING AREAS, AND BULKHEADS LEADING TO CLG.S  
 P-5 LATEX ENAMEL, SCRUBBABLE, SATIN FINISH, BM# 1044 LIGHTHOUSE LANDING- AS NEEDED ON ANY WOOD TRIM REQUIRING PAINT FINISH.

**NOTES:**  
 1.0 ALL RESTROOM PARTITIONS & URINAL SCREENS: CORIAN BURLED BEACH  
 2.0 ALL RESTROOM MONOLITHIC SINK INTEGRAL BOWLS VANITY, SPLASH & SIDESPLASH: CORIAN 'CILANTRO'  
 3.0 MIRRORS @ LARGE VANITIES (MORE THAN 1 SINK BOWL: CORNER TO CORNER UP TO CLG, NO MOLDING@SEAMS, SS J-MOLD @ BOTTOM CUT TO RECEIVE PAPER TOWEL DISPENSER.

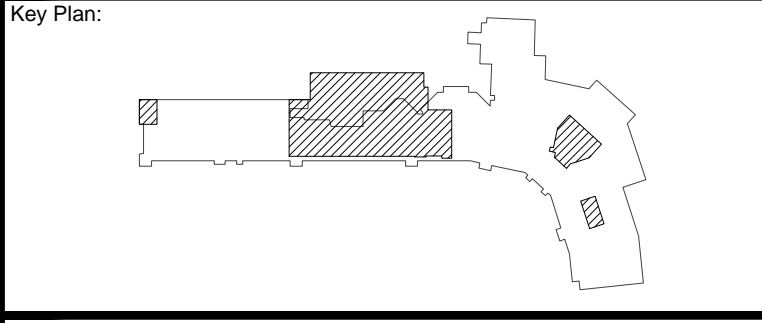

**GENERAL NOTE:**  
 REFER TO ARCHITECTURAL DRAWINGS FOR PHASING.  
 THE GC SHALL BE RESPONSIBLE FOR THE APPROPRIATE SUBSTRATE FOR MOSAIC TILE MURALS AND MOSAIC LISTELLO BANDS. GC TO COORDINATE WITH MOSAIC TILEIST AND OWNER. GC TO COORDINATE WITH OWNER AND OWNER'S AGENTS ON ALL ALLOWANCE ITEMS.

• SEATING: REFER TO SEATING ALLOWANCE  
 • CARPET: REFER TO CARPET ALLOWANCE  
 • MOSAIC GRAPHIC TILE - REFER TO MOSAIC ALLOWANCE  
 • ALL SILLS TO RECEIVE T-5 UNLESS OTHERWISE NOTED  
 • ST.ST.CORNER GUARDS ( CG); INSTALL AT ALL OUTSIDE CORNERS  
 WHETHER SHOWN OR NOT, CORNER GUARDS ARE FULL HT. EXCEPT AT WAINSCOT; AT WAINSCOT ALIGN CG WITH TOP OF WAINSCOT ( WS) APPROX. .39" HIGH ONLY.

**SIGNAGE:**  
 MOSAIC GRAPHIC TILE SIGNAGE ( REF MOSAIC ALLOWANCE), COORD. W/ MOSAIC TILE-IST.



ST. PETE - CLEARWATER INTERNATIONAL AIRPORT  
**Michael Baker INTERNATIONAL**  
 MICHAEL BAKER INTERNATIONAL, INC  
 5020 WEST LINEBAUGH AVE., SUITE 240  
 TAMPA, FL 33624  
 PHONE 813-889-3892 • FAX 813-889-3893  
 FLORIDA LICENSE # AA 00003054



**ISSUED FOR BIDDING ONLY**

REVISIONS			
No.	Description	Date	By
1	ADDENDUM #1	10.15.15	SB

Designed by: \_\_\_\_\_ Drawn by: \_\_\_\_\_ Checked by: \_\_\_\_\_

Project Name:  
**TERMINAL AREA IMPROVEMENTS PHASE III GATES 7-10 TERMINAL ADDITION**

Drawing Name:  
**Gates 7-10 Enlarged Restroom Plans & Interior Elevations**

Project Number: #140743 Division: Architecture

Date: SEPTEMBER 30, 2015

Drawing Number:  
**INT4.00**