
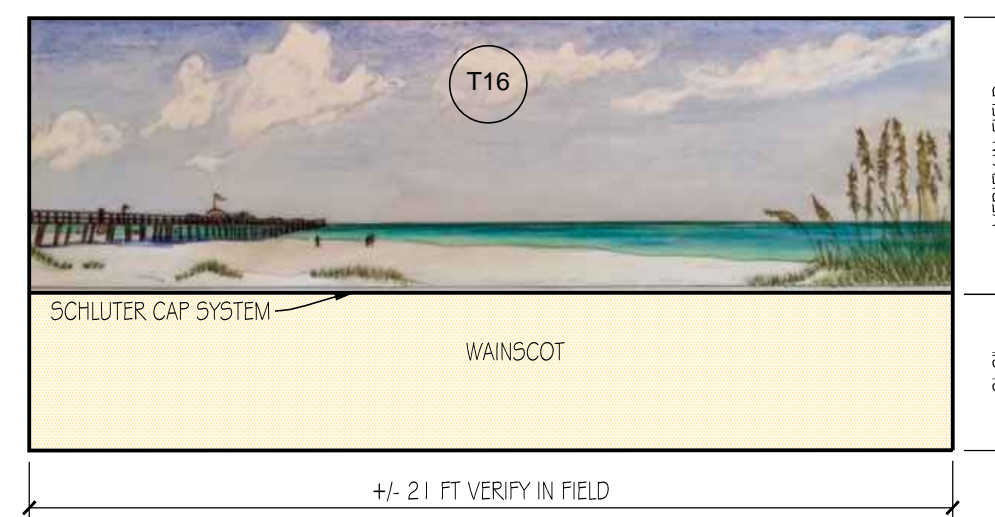


Demolition Standard Notes

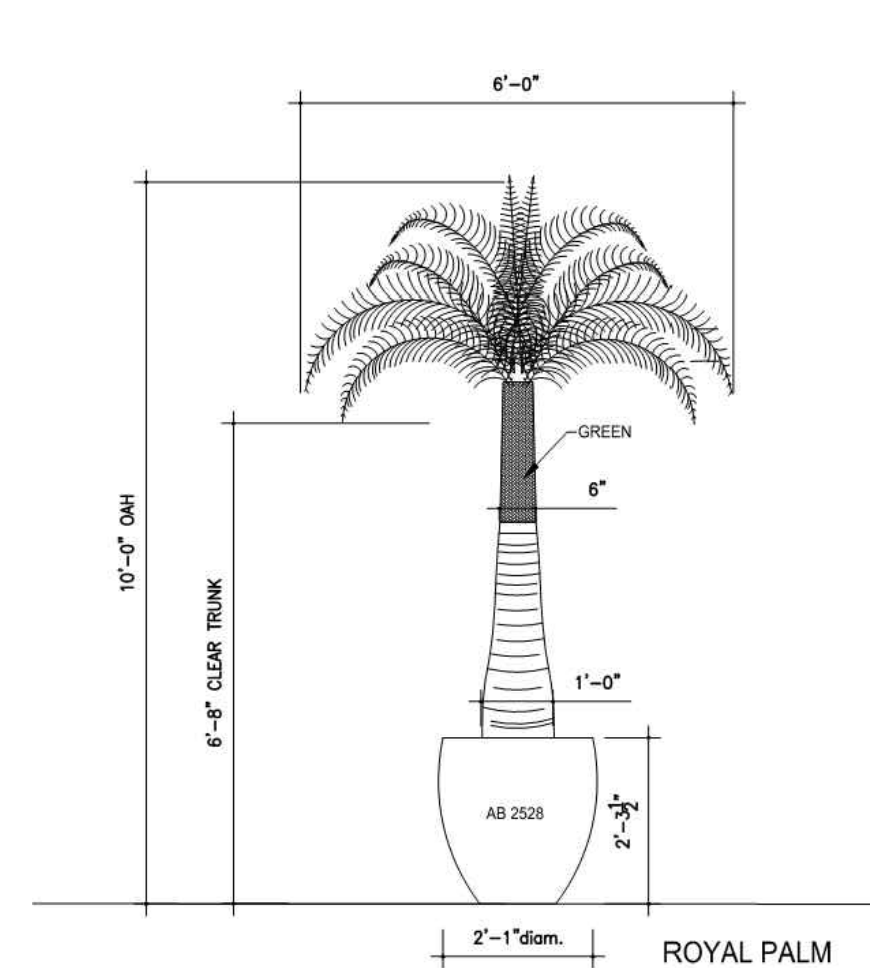
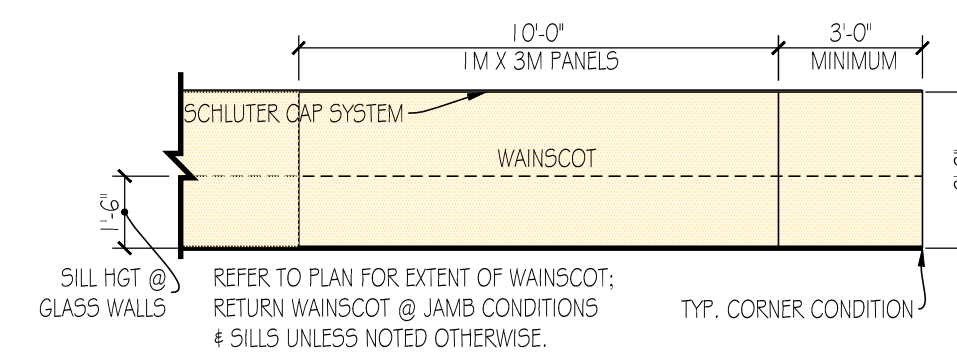
1. The demo and new work for this project is to be phased. Refer to the Architectural drawings for the project phasing and additional notes and requirements regarding demolition.
2. All structural work requiring demolition shall be coordinated with the Structural Engineer/Threshold Inspector prior to beginning any demolition.
3. All building systems work requiring demolition shall be coordinated with the Airport Operations and the Airport Engineer prior to beginning any demolition.
4. All new work is to be completed and inspected by the local Authority Having Jurisdiction (AHJ) with-in each phase prior to being turned over to the Airport for public occupancy.



1 ROOM (100) EAST MOSAIC INSERT
SCALE: 1/4" = 1'-0" NOTE: REFER TO MOSAICS ALLOWANCE



2 ROOM (100) WEST MOSAIC INSERT
SCALE: 1/4" = 1'-0" NOTE: REFER TO MOSAICS ALLOWANCE



PALMS:

10' 6" TALL PRESERVED ROYAL PALM TREES WITH PRESERVED FOLIAGE - FIRE TESTING: AS DETERMINED BY TESTING BY AN INDEPENDENT LABORATORY ACCORDING TO THE STANDARDS OF THE FOLLOWING TESTS: CALIFORNIA TITLE 19, ASTM E-84,NFPA 701; PALMS ARE INHERENTLY FIRE RESISTANT.
 NATURAL PALM FRONDS: HARVESTED AND PRESERVED WHILE FRESH; PRESERVATION SOLUTION TO BE NON-HAZARDOUS AND NON-TOXIC;LEAVES AFTER PRESERVATION ARE INHERENTLY FIRE RETARDANT (NO TOPICAL TREATMENT REQUIRED);CLEAN WITH GENTLE BRUSHING, WIPING OR BLOWING WITH AIR.
 PALM TRUNKS: TRUNK IS HAND-CRAFTED OUT OF HIGH STRENGTH POLYURETHANE WITH INTEGRAL FIRE RETARDANT.
 CUSTOM HAND-PAINTING FOR EACH TRUNK TO REPLICATE LIVE TREES.
 PALM CONTAINERS: A. AB-2528 NATURAL ABACA CONTAINER.
 NATURAL ABACA CONTAINERS ARE MADE BY PRESSING NATURAL BARK FROM THE RAPIDLY RENEWABLE ABACA TREE ONTO A DURABLE SYNTHETIC SHELL; THE ABACA BARK IS PROTECTED WITH MANY LAYERS OF A CLEAR RESIN AND THEN POLISHED TO ACHIEVE A HIGH SHEEN.CAN BE CLEANED WITH GENTLE CLEANERS.
 DIMENSIONS: OUTSIDE TOP DIAMETER - 25", OUTSIDE WIDE POINT - 28.3", OUTSIDE BASE - 15.1", INSIDE HEIGHT - 28", INSIDE TOP DIAMETER - 21.5"
 REFER TO PLANS ITEM 10 FOR DIMENSIONS AND REQUIRED CLEARANCES OF TREES.
 INTERNATIONAL TREESCAPES,LLC, 800-527-8884, JUAN ASCENCIO.

3 ROOM # 100 PALM DETAIL
SCALE: 3/8" = 1'-0" NOTE: REFER TO PRESERVED TREE ALLOWANCE

RESTROOM FINISHES LEGEND

FLOOR TILE

- T12 ALL RESTROOM FLOORS = 18" X 18" CROSSVILLE- "AMERICANA " GOLD RUSH TO MATCH EXISTING.
- INCLINE LINES TO DRAINS - TILES WILL BE CUT ALONG THESE LINES.
- GROUT:
ALL TILE SHALL RECEIVE: CUSTOM BUILDING PRODUCTS- PRISM SURE COLOR GROUT COLOR: #09 "NATURAL GRAY".

WALL FINISH

- T7 CROSSVILLE, LAMINAM- COLLECTION AVORIO LUCIDATOI L0016 5.6 - POLISHED 1MX3M INSTALL HORIZONTALLY
- T8 MATCH EXISTING GLASS TILE BANDS IN GATES 2-6:
T8-A TOP ROW = 1 LISTELLO GLASS BAND, CROSSVILLE, WATER CRYSTAL LISTELLO 7/8" X 8" EBB TIDE, SEASPRAY (OLIVE) IRRIDESCENT#060 OR EQUAL.
T8-B BTM ROWS = CROSSVILLE, WATERCRYSTAL MOSAICS 1"X1" SUNSPRAY (BROWN) #W6020 101.013 OR EQUAL.
- T9 CROSSVILLE, LAMINAM 1MX3M INSTALL HORIZONTALLY NATURALI - TRAVERTINO ROMANO LUCIDATO 5.6 - POLISHED W/HYDROTEC
- T10 CROSSVILLE, LAMINAM 1MX3M PANEL - INSTALL HORIZONTALLY "KAURI" -BEIGE-L4451 W/ HYDROTECT PRESTINE FINISH

T11a WOMEN'S: HANDMADE MOSAIC TILE BY "E.TERRY LEONARD- 941-993-8575, (MOSAICS NOT IN REGULAR TILE CONTRACT, REFER TO MOSAICS ALLOWANCE) " TO "MATCH EXISTING" SEE DRAWINGS FOR DESIGNS



T11b MENS: HANDMADE MOSAIC TILE BY "E.TERRY LEONARD- 941-993-8575, (MOSAICS NOT IN REGULAR TILE CONTRACT, REFER TO MOSAICS ALLOWANCE) " TO "MATCH EXISTING" SEE DRAWINGS FOR DESIGNS



- T14 WOMEN'S RESTROOM MOSAIC WALL FEATURE BY MOSAIC TILEIST
- T15 MEN'S RESTROOM MOSAIC WALL FEATURE BY MOSAIC TILEIST
- T16 HOLD ROOM (100) MOSAIC TILE FEATURE WALLS BY MOSAIC TILEIST REF. DETAILS SHEET 4.04

PAINT:

SHERWIN WILLIAMS "SUPER PAINT" - 200 LINE", MATCH BENJAMIN MOORE (BM) COLORS IN SHERWIN WILLIAMS BRAND PAINT:
 P-1 LATEX ENAMEL-METAL PAINT- ALL HOLLOW METAL DOORS-INTERIOR= BM #1038 EVERLASTING- SATIN FINISH
 P-2 LATEX ENAMEL-METAL PAINT-ALL HOLLOW METAL DOOR CASINGS(INTERIOR)= BM #1044 LIGHTHOUSE LANDING- SATIN FINISH
 P-3 LATEX ACRYLIC - SCRUBBABLE BM# 1038-EVERLASTING- SATIN FINISH-SHERWIN WILLIAMS PRO_MAR 200 ES(EGGSHELL)
 P-4 LATEX ACRYLIC, SHERWIN WILLIAMS COLOR: SW#7008-ALABASTER- ANY PAINT NEEDED IN CEILING AREAS, AND BULKHEADS LEADING TO CLG.S
 P-5 LATEX ENAMEL, SCRUBBABLE, SATIN FINISH, BM# 1044 LIGHTHOUSE LANDING- AS NEEDED ON ANY WOOD TRIM REQUIRING PAINT FINISH.

NOTES:

- 1.0 ALL RESTROOM PARTITIONS & URINAL SCREENS: CORIAN BURLED BEACH
- 2.0 ALL RESTROOM MONOLITHIC SINK INTEGRAL BOWLS VANITY, SPLASH & SIDESPLASH: CORIAN "CILANTRO"
- 3.0 MIRRORS @ LARGE VANITIES (MORE THAN 1 SINK BOWL- CORNER TO CORNER UP TO CLG, NO MOLDING@SEAMS, SS J-MOLD @ BOTTOM CUT TO RECEIVE PAPER TOWEL DISPENSER.

GENERAL NOTE:

REFER TO ARCHITECTURAL DRAWINGS FOR PHASING.

THE GC SHALL BE RESPONSIBLE FOR THE APPROPRIATE SUBSTRATE FOR MOSAIC TILE MURALS AND MOSAIC LISTELLO BANDS. GC TO COORDINATE WITH MOSAIC TILEIST AND OWNER. GC TO COORDINATE WITH OWNER AND OWNER'S AGENTS ON ALL ALLOWANCE ITEMS.

- SEATING: REFER TO SEATING ALLOWANCE
- CARPET: REFER TO CARPET ALLOWANCE
- MOSAIC GRAPHIC TILE : REFER TO MOSAIC ALLOWANCE
- ALL SILLS TO RECEIVE T-5 UNLESS OTHERWISE NOTED
- ST.ST CORNER GUARDS (CG); INSTALL AT ALL OUTSIDE CORNERS

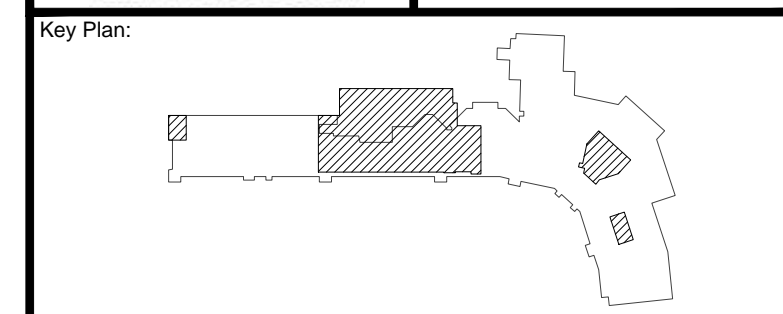
WHETHER SHOWN OR NOT, CORNER GUARDS ARE FULL HT, EXCEPT AT WAINSCOT; AT WAINSCOT ALIGN CG WITH TOP OF WAINSCOT (WS) APPROX. 39" HIGH ONLY.



ST. PETE - CLEARWATER INTERNATIONAL AIRPORT

Michael Baker

INTERNATIONAL
MICHAEL BAKER INTERNATIONAL,INC
 5020 WEST LINEBAUGH AVE., SUITE 240
 TAMPA, FL 33624
 PHONE 813-889-3892 • FAX 813-889-3893
 FLORIDA LICENSE # AA 00003054



ISSUED FOR BIDDING ONLY

REVISIONS			
No.	Description	Date	By

Designed by: _____ Drawn by: _____ Checked by: _____

Project Name: _____

**TERMINAL AREA IMPROVEMENTS
 PHASE III
 GATES 7-10 TERMINAL ADDITION**

Drawing Name: _____

G7-10 DETAILS

Project Number: #140743 Division: Architecture

Date: SEPTEMBER 30, 2015

Drawing Number: **INT4.04**

C:\USERS\GCGIMMY\ARCHITECTURE\PIE GATES7-10\DC\PRINT_403_ENLARGED_PLANS\BELEVELEVATIONS.DWG Plotted by: Sggs on 9/28/2015 6:19:28 PM