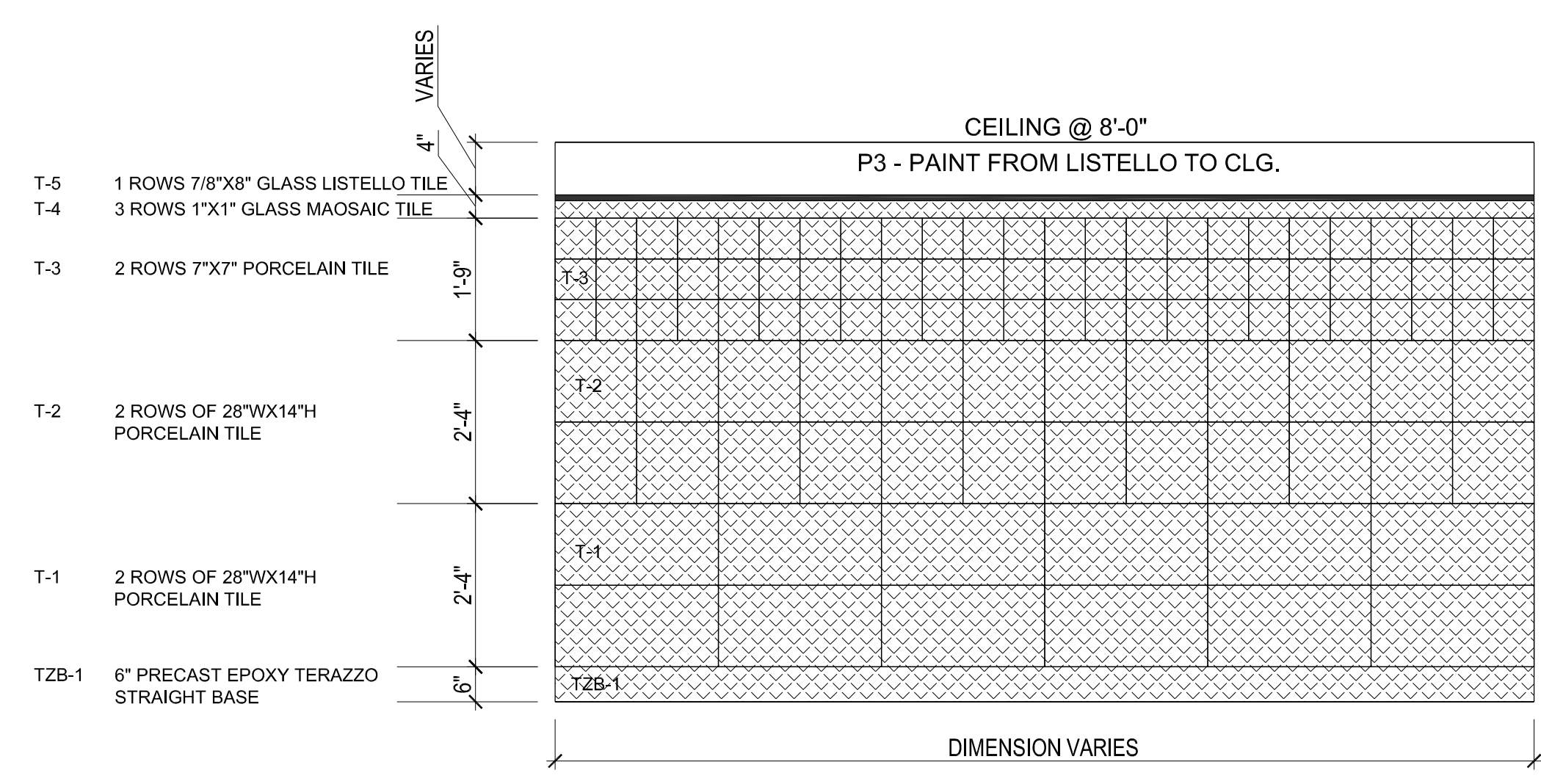
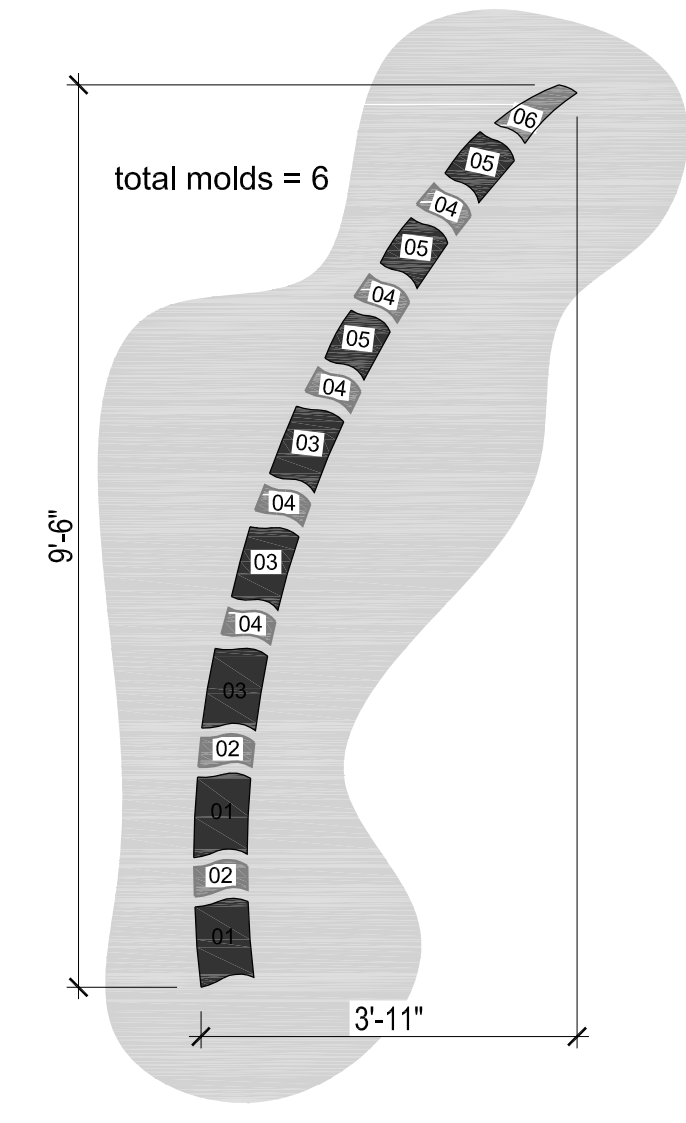




**1**  
1.4.01  
FLOOR PLAN  
**BATHROOM FLOORING**  
SCALE: 1/4" = 1'-0"



**2**  
1.4.01  
ELEVATION  
**BATHROOM WALLS - TYPICAL DETAIL**  
SCALE: 1/2" = 1'-0"



**3**  
1.4.01  
ELEVATION  
**BATHROOM FLOOR PALM DETAIL**  
SCALE: 1/2" = 1'-0"

**NOTES**

- 3/8" EPOXY TERRAZZO PORED FLOOR PREP. TO RECEIVE BAMBOOO INSETS
- 3/8" PRECAST EPOXY TERRAZZO BAMBOO DESIGN INSETS (3MOLDS FOR GREEN INSETS AND 3 MOLDS FOR BROWN INSETS)
- 3/8" PRECAST EPOXY TERRAZZO BAMBOO DESIGN INSETS (3MOLDS FOR GREEN INSETS, 3 MOLDS FOR BROWN INSETS)
- TERRAZZO SAND 6" PRECAST BASE

BATHROOM WALL TILES:SEE SPECIFICATIONS ( BOOK) FOR DETAILS . SEE RELATED DETAILS @ SHEET 2/I.4.01. IT IS THE GENERAL CONTRACTOR'S RESPONSIBILITY TO PROVIDE THE WALL TILE IN IT'S ENTIRETY, INCLUDING: DEMOLITION AND PATCHING OF EXISTING WALLS , REQUIRED SUBSTRATE PREPARATION, MATERIALS SUPPLY AND INSTALLATION.

BATH PARTITIONS - ACCURATE PARTITIONS CORP. OR APPROVED EQUAL POWDER COATED STEEL (ADOBE #917), NEW HARDWARE ASSEMBLY TO MATCH EXISTING. IE FLOOR ANCHORED/ OVERHEAD BRACED

SOLID SURFACE FOR BATHROOM COUNTERS - SOLID SURFACE - CORIAN, COLOR: TARRAGON OR APPROVED EQUAL

PLUMBING FIXTURES = AMERICAN STANDARD (WHITE) SEE PLUMBING SCHEDULE

PLUMBING HARDWARE = POLISHED CHROME SEE PLUMBING SCHEDULE

PAINT ABOVE THE WALL TILES IN BATHROOMS LATEX ACRYLIC, TBD

TERRAZZO DESIGN TO BE DRAWN IN THE FIELD AFTER PRELIMINARY FLOOR DEMO  
LINEAR FOOTAGE OF BAMBOO FEATURE REFLECTED IN PLANS, NOT TO EXCEED 140 LINEAR FEET FOR THE PROJECT.

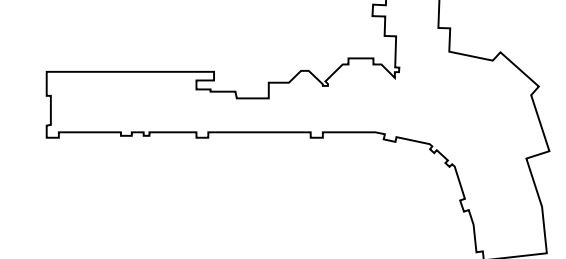


**THE LPA GROUP**  
ENGINEERS ARCHITECTS PLANNERS  
700 HUGER STREET  
COLUMBIA, SOUTH CAROLINA 29201  
POST OFFICE BOX 5805  
COLUMBIA, SOUTH CAROLINA 29250-5805  
Phone: 803/254-2211 Fax: 803/779-0482  
DENNIS J. WHEEL, FLORIDA ARCHITECT LICENSE # 11986  
LPA GROUP INCORPORATED FLORIDA LICENSE # AA0000264

**KTD Inc.**  
KELLY TAAFFE DESIGN  
LISA M. KEEFER  
LISA M. KEEFER  
LISA M. KEEFER  
KELLY@KELLYTAAFFEDESIGN.COM  
Tel.: 813.695.5049  
Fax: 813.695.2371

**TERMINAL IMPROVEMENT PROJECT - WALL FINISHES**

KEY PLAN



REVISIONS

No.	Description	Date	By

Designed by: \_\_\_\_\_ Drawn by: \_\_\_\_\_ Checked by: \_\_\_\_\_  
Project Name:  
**TERMINAL IMPROVEMENT PROJECT  
WALL COVER & PAINT**

**BATHROOM DETAILS**

LPA Project Number: **AR178005.8** FAA AIP Project Number:  
Date: **04 / 01 / 2009** Division:  
Drawing Number: FP-ALL.dwg

**1.4.01**

**GENERAL NOTE:**  
WALL COVER CONTRACTOR TO REMOVE ANY EXISTING WALL COVER, REPAIR AND PREP WALLS AND REINSTALL NEW WALL COVER IN AREAS AS NOTED ON SCHEDULES AND DRAWINGS.

REFERENCE SHEETS I.1.01/I.1.02/I.1.04/I.1.05/I.1.07/I.4.01/I.1.6.02/  
A.1.11/A.1.16 FOR WALL COVER AND PAINT ONLY.