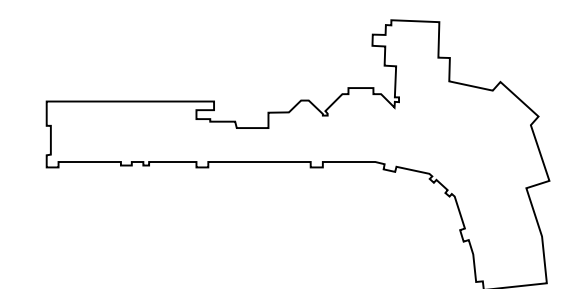


**TERMINAL IMPROVEMENT  
PROJECT - WALL FINISHES**

KEY PLAN



REVISIONS

No.	Description	Date	By
01	ADDENDUM 1	04/20/09	KTD

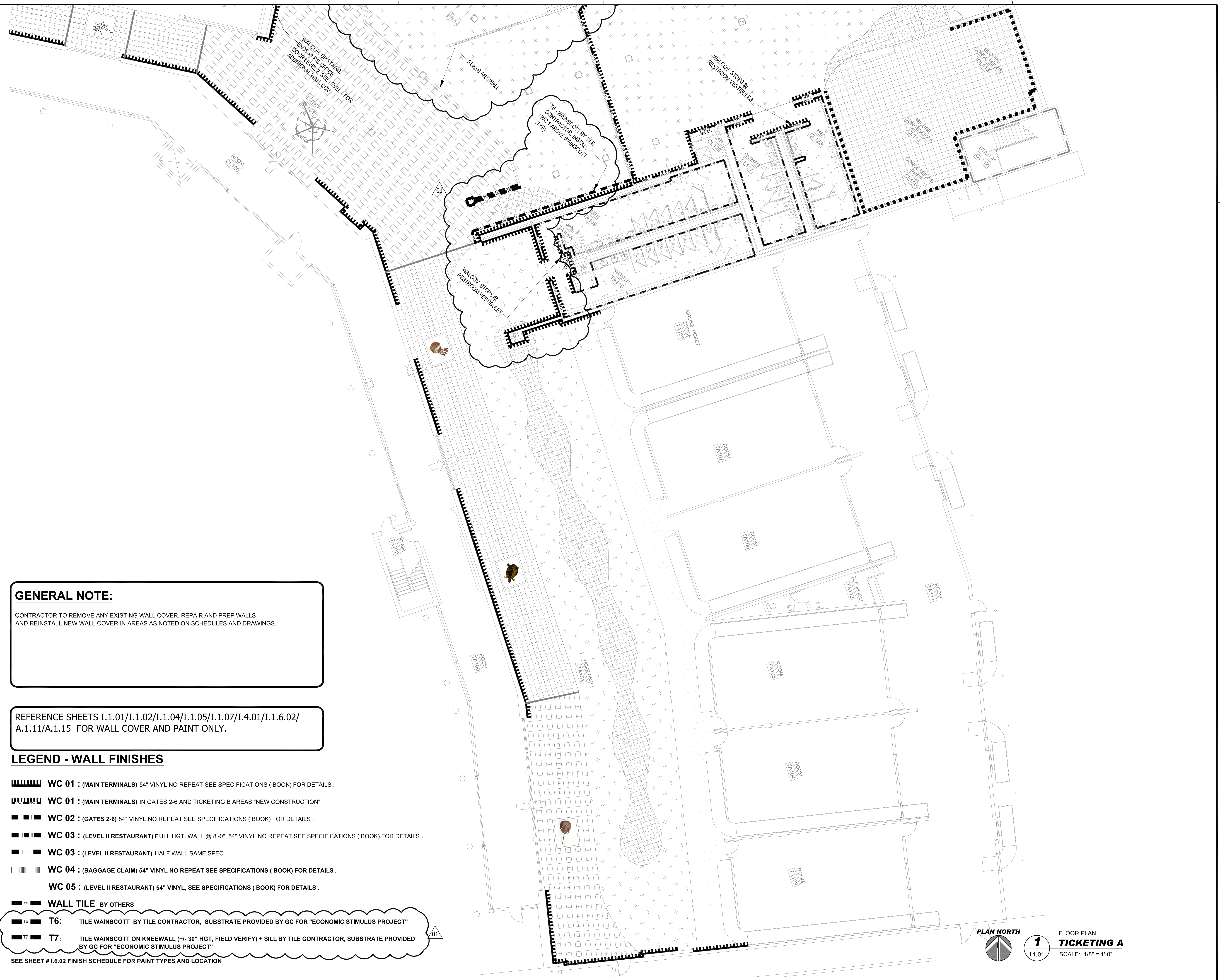
Designed by: \_\_\_\_\_ Drawn by: \_\_\_\_\_ Checked by: \_\_\_\_\_

**TERMINAL IMPROVEMENT  
PROJECT  
WALL COVER & PAINT**

**FLOOR PLAN  
TICKETING A**

LPA Project Number: **AR178005.8** FAA AIP Project Number:  
Date: **04 / 20 / 2009** Division:  
Drawing Number: PP-ALL.dwg

**I.1.01**



**GENERAL NOTE:**  
CONTRACTOR TO REMOVE ANY EXISTING WALL COVER, REPAIR AND PREP WALLS AND REINSTALL NEW WALL COVER IN AREAS AS NOTED ON SCHEDULES AND DRAWINGS.

REFERENCE SHEETS I.1.01/I.1.02/I.1.04/I.1.05/I.1.07/I.4.01/I.1.6.02/A.1.11/A.1.15 FOR WALL COVER AND PAINT ONLY.

**LEGEND - WALL FINISHES**




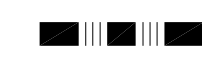




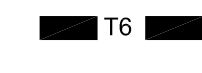
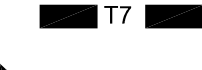
- WC 01** : (MAIN TERMINALS) 54" VINYL NO REPEAT SEE SPECIFICATIONS ( BOOK) FOR DETAILS .
- WC 01** : (MAIN TERMINALS) IN GATES 2-6 AND TICKETING B AREAS "NEW CONSTRUCTION"
- WC 02** : (GATES 2-6) 54" VINYL NO REPEAT SEE SPECIFICATIONS ( BOOK) FOR DETAILS .
- WC 03** : (LEVEL II RESTAURANT) FULL HGT. WALL @ 8'-0" , 54" VINYL NO REPEAT SEE SPECIFICATIONS ( BOOK) FOR DETAILS .
- WC 03** : (LEVEL II RESTAURANT) HALF WALL SAME SPEC
- WC 04** : (BAGGAGE CLAIM) 54" VINYL NO REPEAT SEE SPECIFICATIONS ( BOOK) FOR DETAILS .
- WC 05** : (LEVEL II RESTAURANT) 54" VINYL, SEE SPECIFICATIONS ( BOOK) FOR DETAILS .
- WALL TILE** BY OTHERS
- T6**: TILE WAINSCOTT BY TILE CONTRACTOR, SUBSTRATE PROVIDED BY GC FOR "ECONOMIC STIMULUS PROJECT"
- T7**: TILE WAINSCOTT ON KNEEWALL (+/- 30" HGT, FIELD VERIFY) + SILL BY TILE CONTRACTOR, SUBSTRATE PROVIDED BY GC FOR "ECONOMIC STIMULUS PROJECT"

SEE SHEET # I.6.02 FINISH SCHEDULE FOR PAINT TYPES AND LOCATION

PLAN NORTH  
  
**1**  
I.1.01  
FLOOR PLAN  
**TICKETING A**  
SCALE: 1/8" = 1'-0"

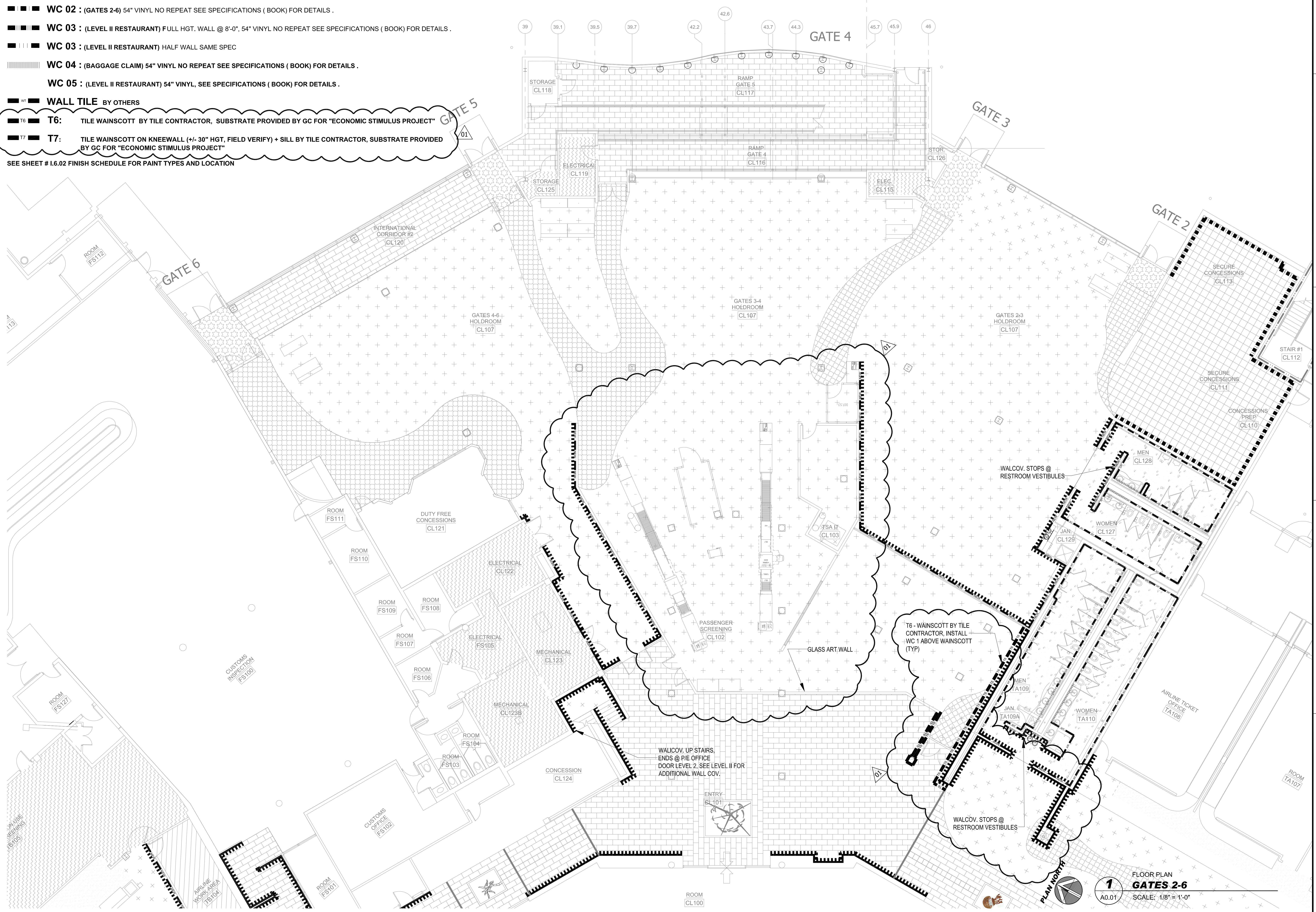
REFERENCE SHEETS I.1.01/I.1.02/I.1.04/I.1.05/I.1.07/I.4.01/I.1.6.02/  
A.1.11/A.1.15 FOR WALL COVER AND PAINT ONLY.

**LEGEND - WALL FINISHES**

-  **WC 01 :** (MAIN TERMINALS) 54" VINYL NO REPEAT SEE SPECIFICATIONS ( BOOK) FOR DETAILS .
  -  **WC 01 :** (MAIN TERMINALS) IN GATES 2-6 AND TICKETING B AREAS "NEW CONSTRUCTION"
  -  **WC 02 :** (GATES 2-6) 54" VINYL NO REPEAT SEE SPECIFICATIONS ( BOOK) FOR DETAILS .
  -  **WC 03 :** (LEVEL II RESTAURANT) FULL HGT. WALL @ 8'-0", 54" VINYL NO REPEAT SEE SPECIFICATIONS ( BOOK) FOR DETAILS .
  -  **WC 03 :** (LEVEL II RESTAURANT) HALF WALL SAME SPEC
  -  **WC 04 :** (BAGGAGE CLAIM) 54" VINYL NO REPEAT SEE SPECIFICATIONS ( BOOK) FOR DETAILS .
  -  **WC 05 :** (LEVEL II RESTAURANT) 54" VINYL, SEE SPECIFICATIONS ( BOOK) FOR DETAILS .
  -  **WALL TILE** BY OTHERS
  -  **T6:** TILE WAINSCOTT BY TILE CONTRACTOR, SUBSTRATE PROVIDED BY GC FOR "ECONOMIC STIMULUS PROJECT"
  -  **T7:** TILE WAINSCOTT ON KNEEWALL (+/- 30" HGT, FIELD VERIFY) + SILL BY TILE CONTRACTOR, SUBSTRATE PROVIDED BY GC FOR "ECONOMIC STIMULUS PROJECT"
- SEE SHEET # I.6.02 FINISH SCHEDULE FOR PAINT TYPES AND LOCATION

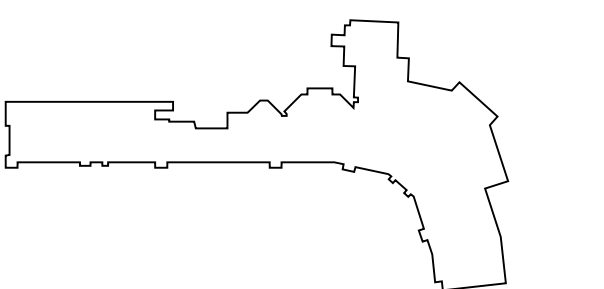
**GENERAL NOTE:**

CONTRACTOR TO REMOVE ANY EXISTING WALL COVER, REPAIR AND PREP WALLS  
AND REINSTALL NEW WALL COVER IN AREAS AS NOTED ON SCHEDULES AND DRAWINGS.



**TERMINAL IMPROVEMENT  
PROJECT - WALL FINISHES**

**KEY PLAN**



**REVISIONS**

No.	Description	Date	By
01	ADDENDUM 1	04/20/09	KTD

**TERMINAL IMPROVEMENT  
PROJECT  
WALL COVER & PAINT**

**FLOOR PLAN  
GATES 2-6**

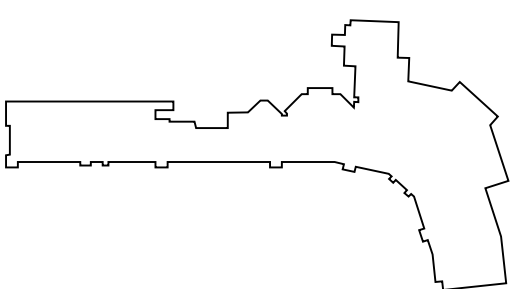
LPA Project Number: **AR178005.8** FAA AIP Project Number:  
Date: **04 / 20 / 2009** Division:

Drawing Number: I.1.02  
**I.1.02**

FLOOR PLAN  
**GATES 2-6**  
SCALE: 1/8" = 1'-0"

**TERMINAL IMPROVEMENT  
PROJECT - WALL FINISHES**

KEY PLAN



REVISIONS

No.	Description	Date	By
01	ADDENDUM 1	04/20/09	KTD

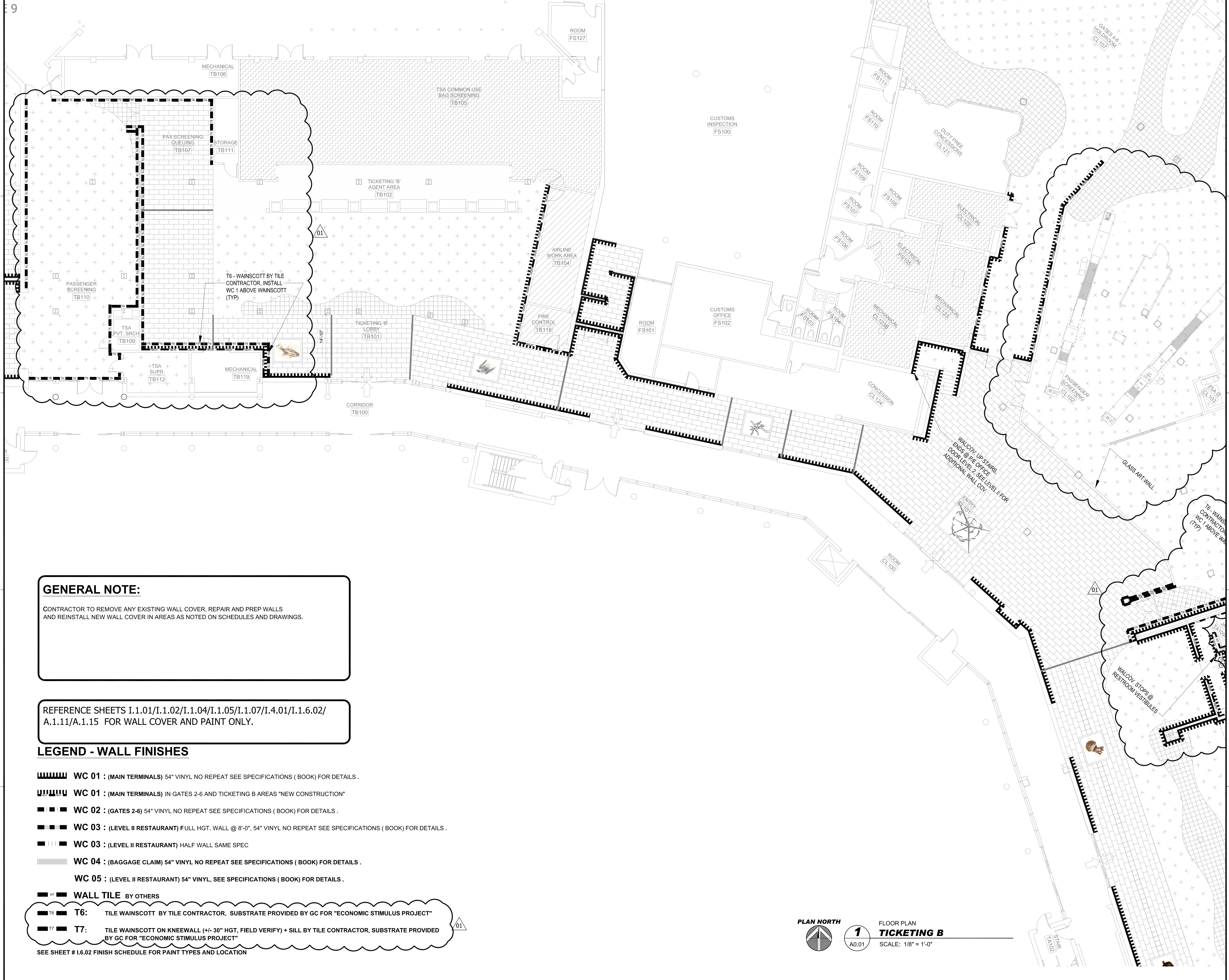
Designed by: \_\_\_\_\_ Drawn by: \_\_\_\_\_ Checked by: \_\_\_\_\_

Project Name:  
**TERMINAL IMPROVEMENT  
PROJECT  
WALL COVER & PAINT**

Drawing Name:  
**FLOOR PLAN  
TICKETING B**

LPA Project Number: **AR178005.8** FAA AIP Project Number:  
Date: **04 / 20 / 2009** Division:  
Drawing Number: **FP-ALL.dwg**

**I 1.04**



**GENERAL NOTE:**  
CONTRACTOR TO REMOVE ANY EXISTING WALL COVER, REPAIR AND PREP WALLS AND REINSTALL NEW WALL COVER IN AREAS AS NOTED ON SCHEDULES AND DRAWINGS.

REFERENCE SHEETS I.1.01/I.1.02/I.1.04/I.1.05/I.1.07/I.4.01/I.1.6.02/  
A.1.11/A.1.15 FOR WALL COVER AND PAINT ONLY.

- LEGEND - WALL FINISHES**
- WC 01 :** (MAIN TERMINALS) 54" VINYL NO REPEAT SEE SPECIFICATIONS ( BOOK ) FOR DETAILS .
  - WC 01 :** (MAIN TERMINALS) IN GATES 2-6 AND TICKETING B AREAS "NEW CONSTRUCTION"
  - WC 02 :** (GATES 2-6) 54" VINYL NO REPEAT SEE SPECIFICATIONS ( BOOK ) FOR DETAILS .
  - WC 03 :** (LEVEL II RESTAURANT) FULL HGT. WALL @ 8'-0", 54" VINYL NO REPEAT SEE SPECIFICATIONS ( BOOK ) FOR DETAILS .
  - WC 03 :** (LEVEL II RESTAURANT) HALF WALL SAME SPEC
  - WC 04 :** (BAGGAGE CLAIM) 54" VINYL NO REPEAT SEE SPECIFICATIONS ( BOOK ) FOR DETAILS .
  - WC 05 :** (LEVEL II RESTAURANT) 54" VINYL, SEE SPECIFICATIONS ( BOOK ) FOR DETAILS .
  - WT :** WALL TILE BY OTHERS
  - T6:** TILE WAINSCOTT BY TILE CONTRACTOR, SUBSTRATE PROVIDED BY GC FOR "ECONOMIC STIMULUS PROJECT"
  - T7:** TILE WAINSCOTT ON KNEEWALL (+/- 30" HGT, FIELD VERIFY) + SILL BY TILE CONTRACTOR, SUBSTRATE PROVIDED BY GC FOR "ECONOMIC STIMULUS PROJECT"
- SEE SHEET # I.6.02 FINISH SCHEDULE FOR PAINT TYPES AND LOCATION

**PLAN NORTH**

**1**  
A0.01

FLOOR PLAN  
**TICKETING B**  
SCALE: 1/8" = 1'-0"

**GENERAL NOTE:**

CONTRACTOR TO REMOVE ANY EXISTING WALL COVER, REPAIR AND PREP WALLS AND REINSTALL NEW WALL COVER IN AREAS AS NOTED ON SCHEDULES AND DRAWINGS.

REFERENCE SHEETS I.1.01/I.1.02/I.1.04/I.1.05/I.1.07/I.4.01/I.1.6.02/A.1.11/A.1.15 FOR WALL COVER AND PAINT ONLY.

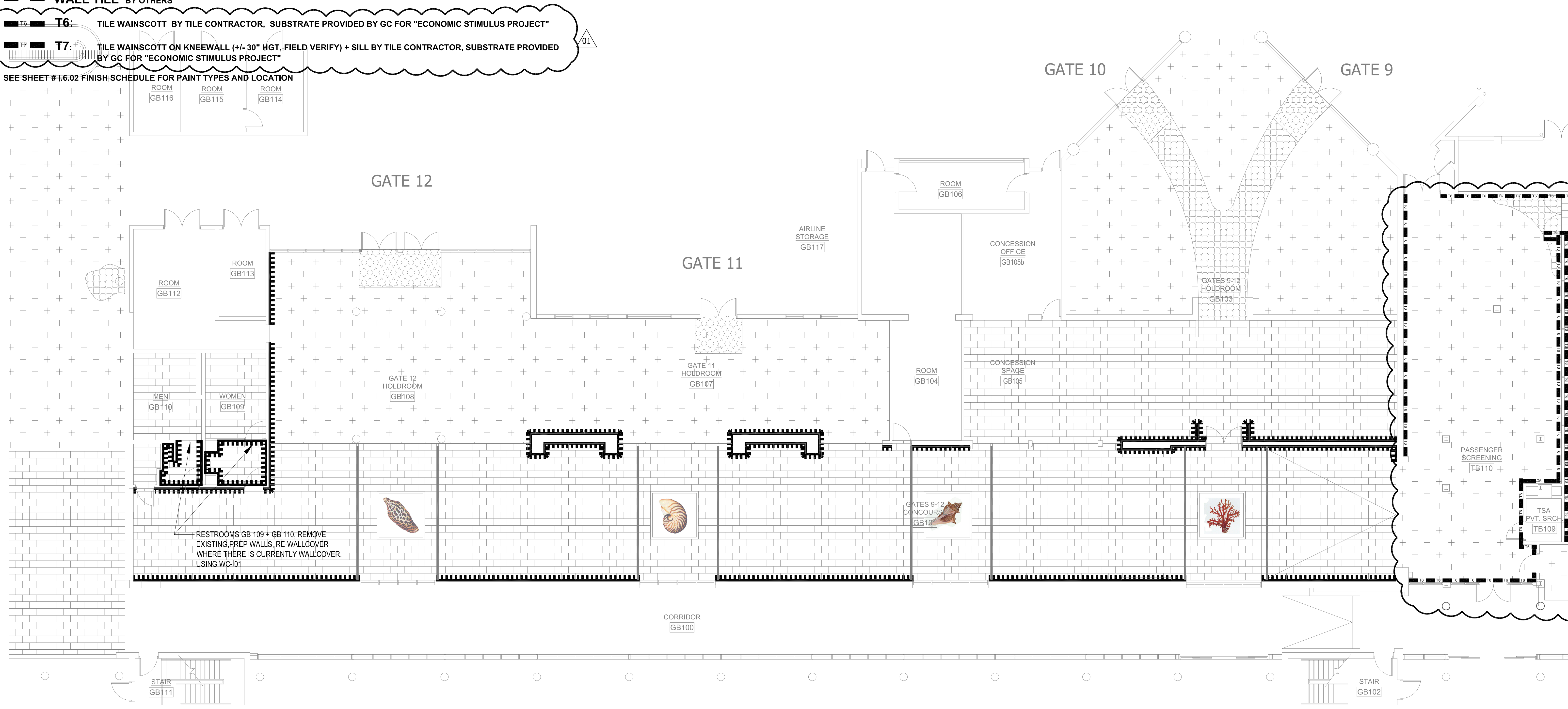
**LEGEND - WALL FINISHES**

- ||||| WC 01 : (MAIN TERMINALS) 54" VINYL NO REPEAT SEE SPECIFICATIONS ( BOOK) FOR DETAILS .
- ||||| WC 01 : (MAIN TERMINALS) IN GATES 2-6 AND TICKETING B AREAS "NEW CONSTRUCTION"
- ■ ■ WC 02 : (GATES 2-6) 54" VINYL NO REPEAT SEE SPECIFICATIONS ( BOOK) FOR DETAILS .
- ■ ■ WC 03 : (LEVEL II RESTAURANT) FULL HGT. WALL @ 8'-0", 54" VINYL NO REPEAT SEE SPECIFICATIONS ( BOOK) FOR DETAILS .
- ■ ■ WC 03 : (LEVEL II RESTAURANT) HALF WALL SAME SPEC
- ||||| WC 04 : (BAGGAGE CLAIM) 54" VINYL NO REPEAT SEE SPECIFICATIONS ( BOOK) FOR DETAILS .
- ■ ■ WC 05 : (LEVEL II RESTAURANT) 54" VINYL, SEE SPECIFICATIONS ( BOOK) FOR DETAILS .

**WALL TILE BY OTHERS**

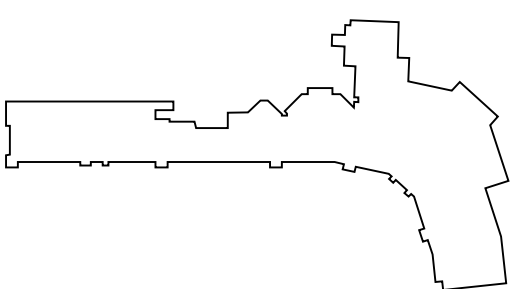
- T6: TILE WAINSCOTT BY TILE CONTRACTOR, SUBSTRATE PROVIDED BY GC FOR "ECONOMIC STIMULUS PROJECT"
- T7: TILE WAINSCOTT ON KNEEWALL (+/- 30" HGT, FIELD VERIFY) + SILL BY TILE CONTRACTOR, SUBSTRATE PROVIDED BY GC FOR "ECONOMIC STIMULUS PROJECT"

SEE SHEET #I.6.02 FINISH SCHEDULE FOR PAINT TYPES AND LOCATION



**TERMINAL IMPROVEMENT  
PROJECT - WALL FINISHES**

KEY PLAN



REVISIONS

No.	Description	Date	By
01	ADDENDUM 1	04/20/09	KTD

Designed by: \_\_\_\_\_ Drawn by: \_\_\_\_\_ Checked by: \_\_\_\_\_

Project Name:

**TERMINAL IMPROVEMENT  
PROJECT  
WALL COVER & PAINT**

Drawing Name:

**FLOOR PLAN  
GATES 9-12**

LPA Project Number: <b>AR178005.8</b>	FAA AIP Project Number:
Date: <b>04 / 20 / 2009</b>	Division:
Drawing Number: FP-ALL.dwg	

**I.1.05**








PLAN NORTH  
FLOOR PLAN  
**GATES 9 - 12**  
SCALE: 1/8" = 1'-0"

**GENERAL NOTE:**



CONTRACTOR TO REMOVE ANY EXISTING WALL COVER, REPAIR AND PREP WALLS AND REINSTALL NEW WALL COVER IN AREAS AS NOTED ON SCHEDULES AND DRAWINGS.

REFERENCE SHEETS I.1.01/I.1.02/I.1.04/I.1.05/I.1.07/I.4.01/I.1.6.02/A.1.11/A.1.15 FOR WALL COVER AND PAINT ONLY.

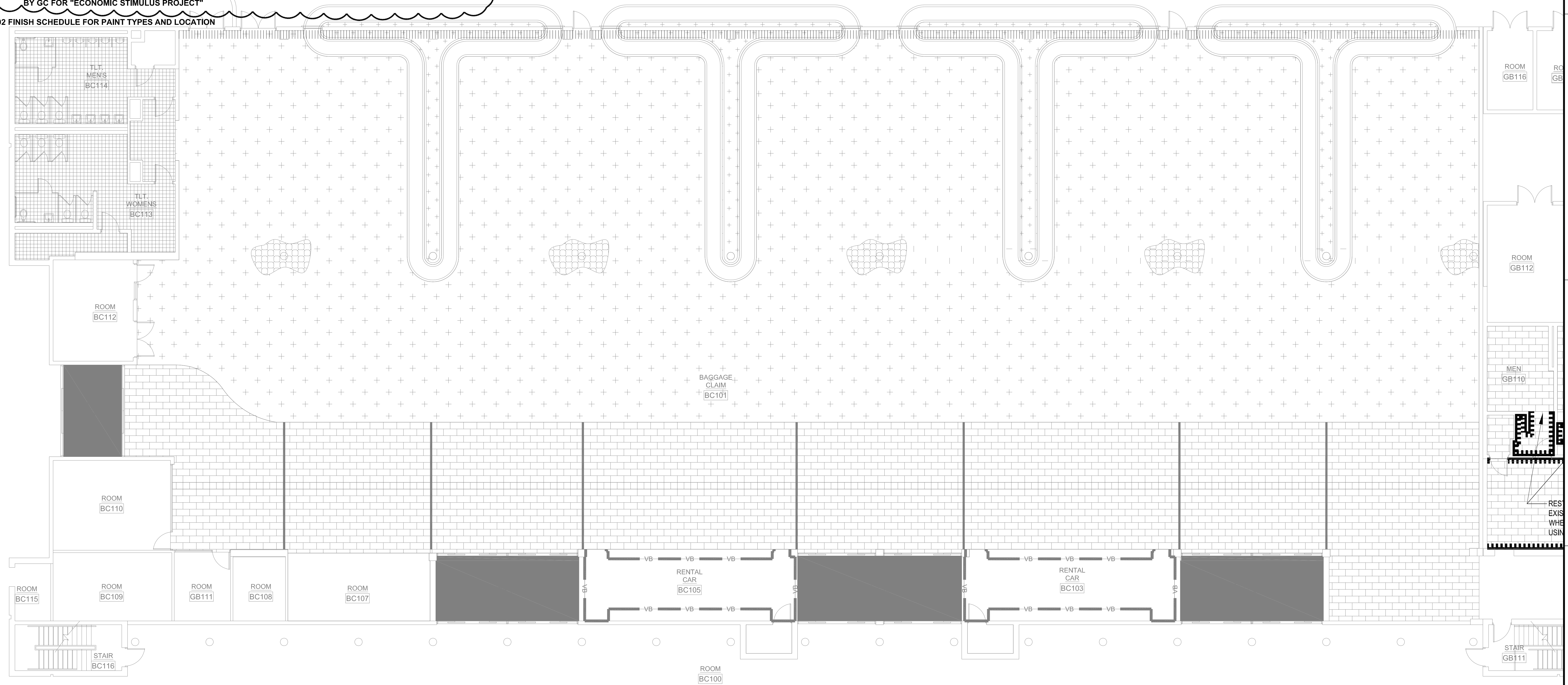
**LEGEND - WALL FINISHES**

-  **WC 01** : (MAIN TERMINALS) 54" VINYL NO REPEAT SEE SPECIFICATIONS ( BOOK) FOR DETAILS .
-  **WC 01** : (MAIN TERMINALS) IN GATES 2-6 AND TICKETING B AREAS "NEW CONSTRUCTION"
-  **WC 02** : (GATES 2-6) 54" VINYL NO REPEAT SEE SPECIFICATIONS ( BOOK) FOR DETAILS .
-  **WC 03** : (LEVEL II RESTAURANT) FULL HGT. WALL @ 8'-0", 54" VINYL NO REPEAT SEE SPECIFICATIONS ( BOOK) FOR DETAILS .
-  **WC 03** : (LEVEL II RESTAURANT) HALF WALL SAME SPEC
-  **WC 04** : (BAGGAGE CLAIM) 54" VINYL NO REPEAT SEE SPECIFICATIONS ( BOOK) FOR DETAILS .
-  **WC 05** : (LEVEL II RESTAURANT) 54" VINYL, SEE SPECIFICATIONS ( BOOK) FOR DETAILS .

**WALL TILE BY OTHERS**

-  **T6:** TILE WAINSCOTT BY TILE CONTRACTOR, SUBSTRATE PROVIDED BY GC FOR "ECONOMIC STIMULUS PROJECT"
-  **T7:** TILE WAINSCOTT ON KNEEWALL (+/- 30" HGT, FIELD VERIFY) + SILL BY TILE CONTRACTOR, SUBSTRATE PROVIDED BY GC FOR "ECONOMIC STIMULUS PROJECT"

SEE SHEET # I.6.02 FINISH SCHEDULE FOR PAINT TYPES AND LOCATION



**1**  
A0.01

FLOOR PLAN  
**BAGGAGE CLAIM**  
SCALE: 1/8" = 1'-0"



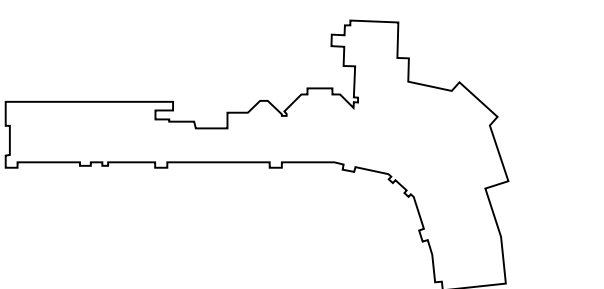
**THE LPA GROUP**  
ENGINEERS ARCHITECTS PLANNERS  
700 HUGER STREET  
COLUMBIA, SOUTH CAROLINA 29201  
POST OFFICE BOX 5809  
COLUMBIA, SOUTH CAROLINA 29250-5805  
Phone: 803/254-2211 Fax: 803/779-0482  
DENNIS J. WHELAN, FLORIDA ARCHITECT LICENSE # 11986  
LPA GROUP INCORPORATED, FLORIDA LICENSE # A000000024



LEILA M. KOPPEL  
LEILA M. KOPPEL  
LEILA M. KOPPEL  
KELLY TAAFFE DESIGN  
KELLY TAAFFE DESIGN  
Tel.: 813.895.5049  
Fax: 813.895.2371

**TERMINAL IMPROVEMENT PROJECT - WALL FINISHES**

**KEY PLAN**



**REVISIONS**

No.	Description	Date	By
01	ADDENDUM 1	04/20/09	KTD

Designed by: \_\_\_\_\_ Drawn by: \_\_\_\_\_ Checked by: \_\_\_\_\_

Project Name:

**TERMINAL IMPROVEMENT PROJECT  
WALL COVER & PAINT**

Drawing Name:

**FLOOR PLAN  
BAGGAGE CLAIM**

LPA Project Number: AR178005.8 FAA AIP Project Number:

Date: 04 / 20 / 2009 Division:

Drawing Number: F-PALL.dwg

**I. 1.06**

**GENERAL NOTE:**

CONTRACTOR TO REMOVE ANY EXISTING WALL COVER, REPAIR AND PREP WALLS AND REINSTALL NEW WALL COVER IN AREAS AS NOTED ON SCHEDULES AND DRAWINGS.

REFERENCE SHEETS I.1.01/I.1.02/I.1.04/I.1.05/I.1.07/I.4.01/I.1.6.02/A.1.11/A.1.15 FOR WALL COVER AND PAINT ONLY.

**LEGEND - WALL FINISHES**

**WC 01 :** (MAIN TERMINALS) 54" VINYL NO REPEAT SEE SPECIFICATIONS ( BOOK) FOR DETAILS .

**WC 01 :** (MAIN TERMINALS) IN GATES 2-6 AND TICKETING B AREAS "NEW CONSTRUCTION"

**WC 02 :** (GATES 2-6) 54" VINYL NO REPEAT SEE SPECIFICATIONS ( BOOK) FOR DETAILS .

**WC 03 :** (LEVEL II RESTAURANT) FULL HGT. WALL @ 8'-0", 54" VINYL NO REPEAT SEE SPECIFICATIONS ( BOOK) FOR DETAILS .

**WC 03 :** (LEVEL II RESTAURANT) HALF WALL SAME SPEC

**WC 04 :** (BAGGAGE CLAIM) 54" VINYL NO REPEAT SEE SPECIFICATIONS ( BOOK) FOR DETAILS .

**WC 05 :** (LEVEL II RESTAURANT) 54" VINYL, SEE SPECIFICATIONS ( BOOK) FOR DETAILS .

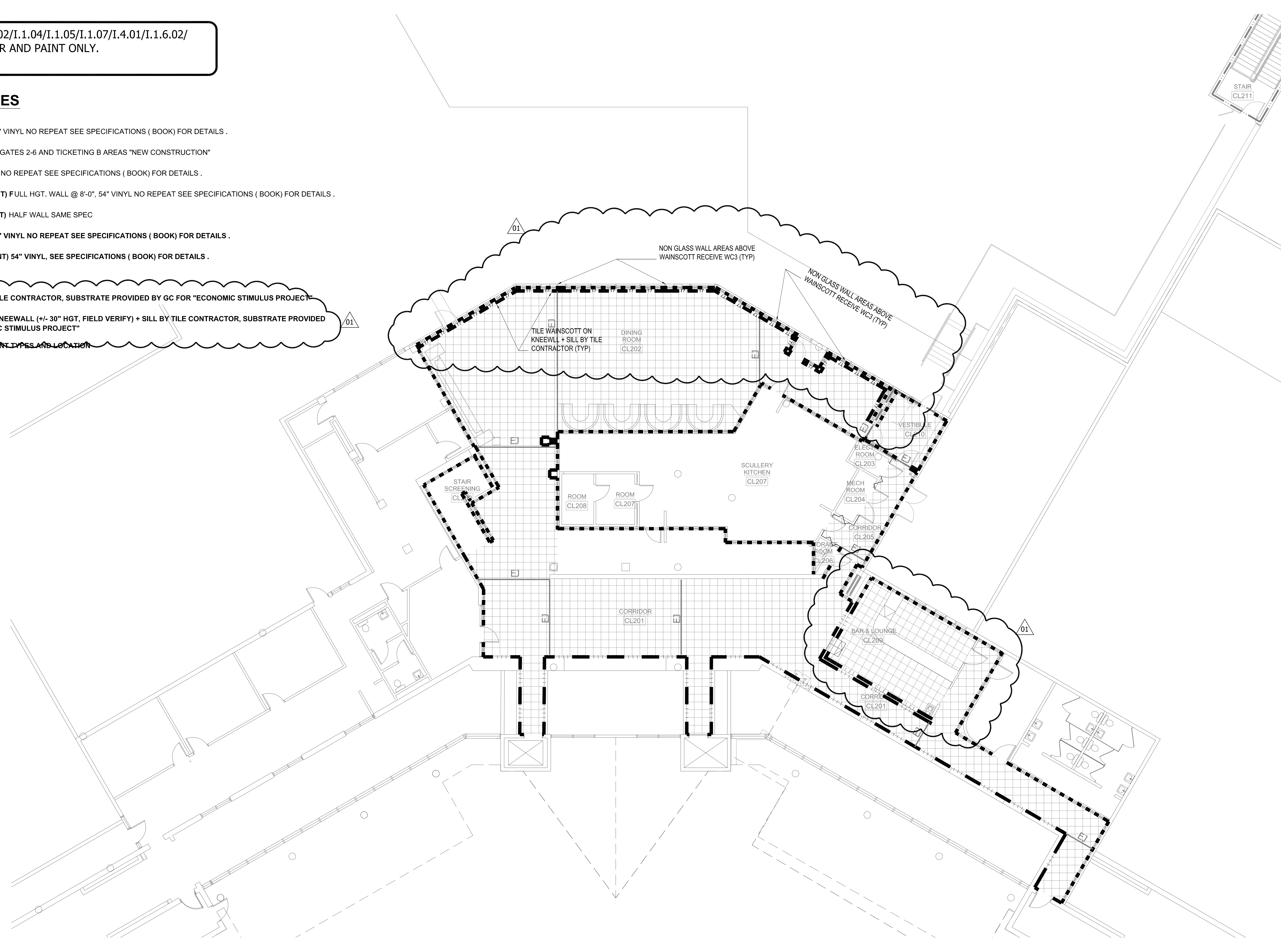
**WT WALL TILE** BY OTHERS

**T6:** TILE WAINSCOTT BY TILE CONTRACTOR, SUBSTRATE PROVIDED BY GC FOR "ECONOMIC STIMULUS PROJECT"

**T7:** TILE WAINSCOTT ON KNEEWALL (+/- 30" HGT, FIELD VERIFY) + SILL BY TILE CONTRACTOR, SUBSTRATE PROVIDED BY GC FOR "ECONOMIC STIMULUS PROJECT"

SEE SHEET # I.6.02 FINISH SCHEDULE FOR PAINT TYPES AND LOCATION

**NOTE:  
RESTAURANT WILL BE PHASED ( 2 TO 3 PHASES).**

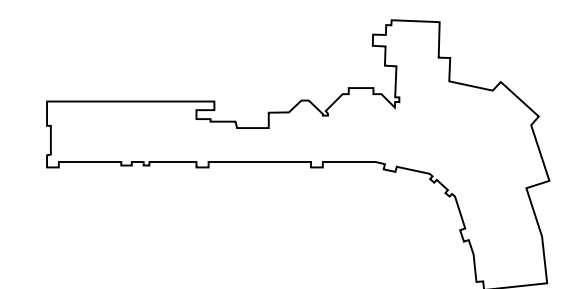


**THE LPA GROUP**  
ENGINEERS ARCHITECTS PLANNERS  
700 HUGER STREET  
COLUMBIA, SOUTH CAROLINA 29201  
POST OFFICE BOX 5805  
COLUMBIA, SOUTH CAROLINA 29250-5805  
Phone: 803/254-2211 Fax: 803/779-0482  
DENNIS J. WHELAN, FLORIDA ARCHITECT LICENSE # 11996  
LPA GROUP INCORPORATED FLORIDA LICENSE #A00000264

**KTD Inc.**  
KELLY TAAFFE DESIGN  
LISA M. KOPPEL  
LISA M. KOPPEL  
Tel.: 813.895.5049  
Fax: 813.895.2371  
Kelly@kellytaaffedesign.com

**TERMINAL IMPROVEMENT PROJECT - WALL FINISHES**

**KEY PLAN**



**REVISIONS**

No.	Description	Date	By
01	ADDENDUM 1	04/20/09	KTD

Designed by: \_\_\_\_\_ Drawn by: \_\_\_\_\_ Checked by: \_\_\_\_\_

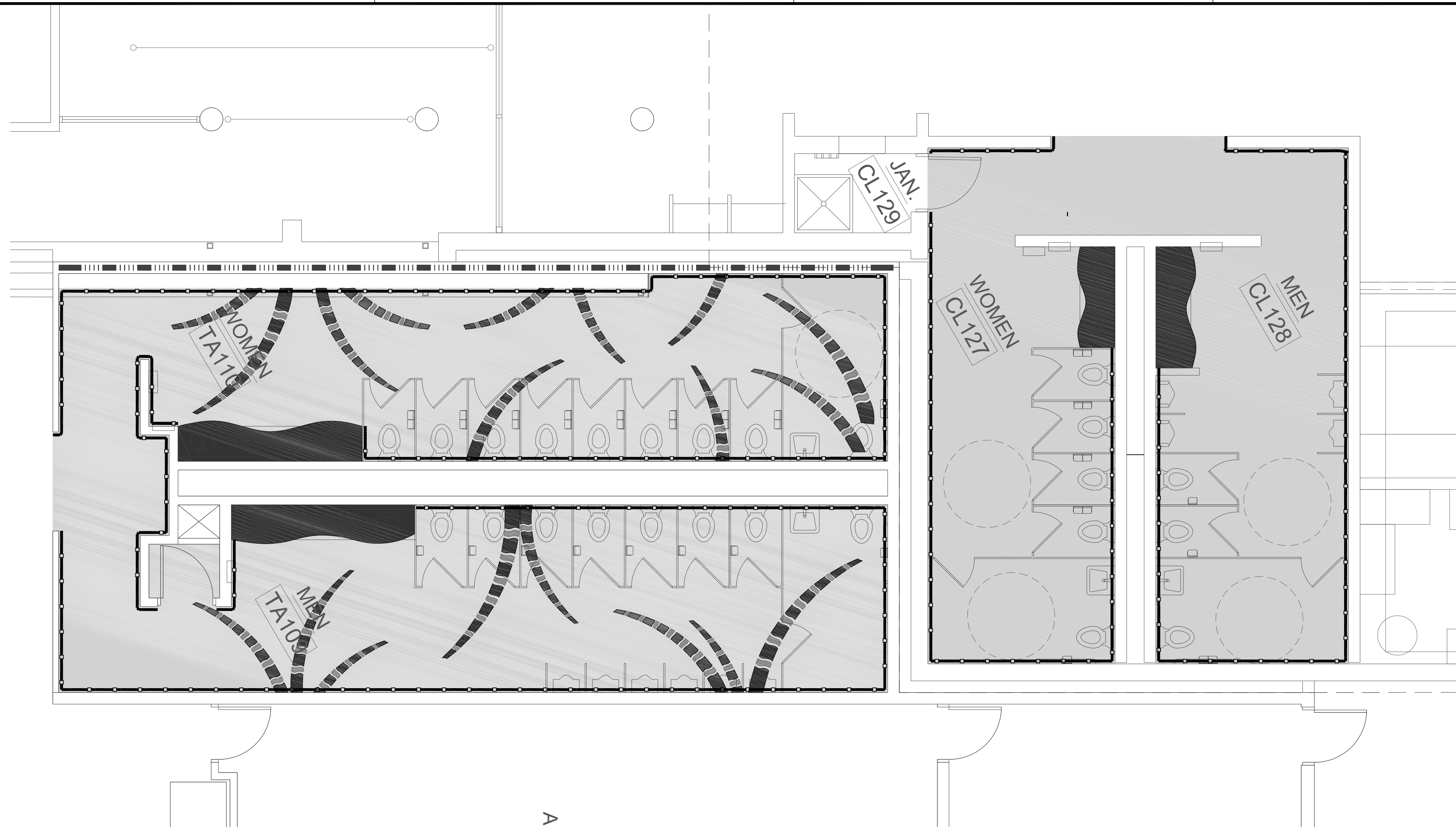
Project Name:  
**TERMINAL IMPROVEMENT PROJECT  
WALL COVER & PAINT**

**FLOOR PLAN - FINISHES -**

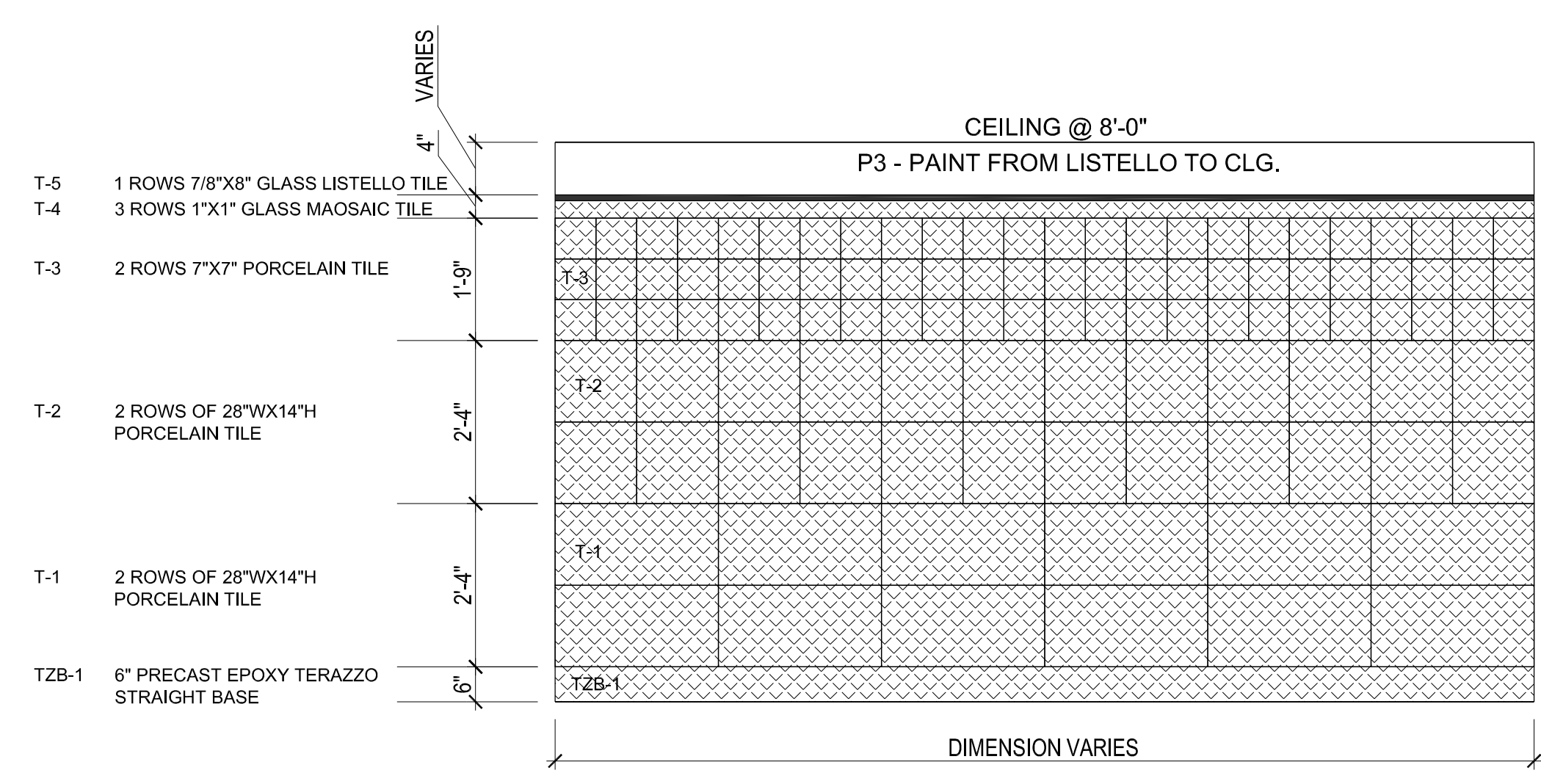
LPA Project Number: **AR178005.8** FAA AIP Project Number:  
Date: **04 / 20 / 2009** Division:  
Drawing Number: AI.1.07\_WB\_CO\_Restaurant.dwg

**I.1.07**

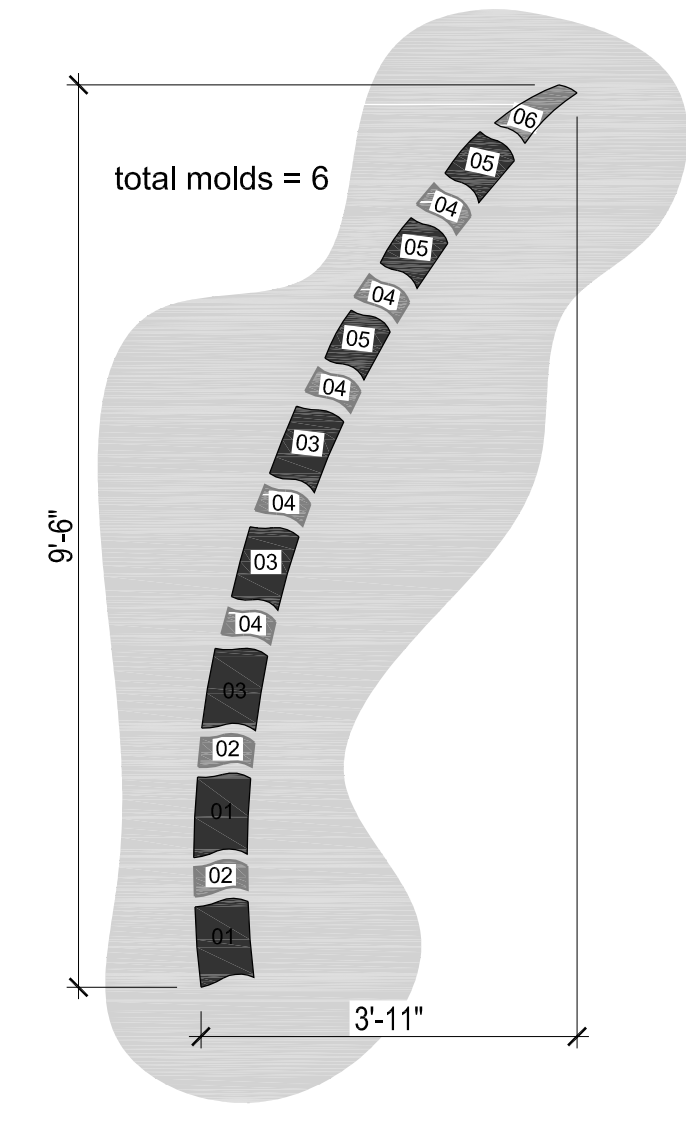
**PLAN NORTH**  
**1**  
A0.01  
FLOOR PLAN 2ND FLOOR  
**GATES 2-6 - RESTAURANT**  
SCALE: 1/18" = 1'-0"



**1**  
1.4.01  
FLOOR PLAN  
**BATHROOM FLOORING**  
SCALE: 1/4" = 1'-0"



**2**  
1.4.01  
ELEVATION  
**BATHROOM WALLS - TYPICAL DETAIL**  
SCALE: 1/2" = 1'-0"



**3**  
1.4.01  
ELEVATION  
**BATHROOM FLOOR PALM DETAIL**  
SCALE: 1/2" = 1'-0"

**NOTES**

- 3/8" EPOXY TERRAZZO PORED FLOOR PREP. TO RECEIVE BAMBOOO INSETS
- 3/8" PRECAST EPOXY TERRAZZO BAMBOO DESIGN INSETS (3MOLDS FOR GREEN INSETS AND 3 MOLDS FOR BROWN INSETS)
- 3/8" PRECAST EPOXY TERRAZZO BAMBOO DESIGN INSETS (3MOLDS FOR GREEN INSETS, 3 MOLDS FOR BROWN INSETS)
- TERRAZZO SAND 6" PRECAST BASE

BATHROOM WALL TILES:SEE SPECIFICATIONS ( BOOK) FOR DETAILS . SEE RELATED DETAILS @ SHEET 2/I.4.01. IT IS THE GENERAL CONTRACTOR'S RESPONSIBILITY TO PROVIDE THE WALL TILE IN IT'S ENTIRETY, INCLUDING: DEMOLITION AND PATCHING OF EXISTING WALLS , REQUIRED SUBSTRATE PREPARATION, MATERIALS SUPPLY AND INSTALLATION.

BATH PARTITIONS - ACCURATE PARTITIONS CORP. OR APPROVED EQUAL POWDER COATED STEEL (ADOBE #917), NEW HARDWARE ASSEMBLY TO MATCH EXISTING. IE FLOOR ANCHORED/ OVERHEAD BRACED

SOLID SURFACE FOR BATHROOM COUNTERS - SOLID SURFACE - CORIAN, COLOR: TARRAGON OR APPROVED EQUAL

PLUMBING FIXTURES = AMERICAN STANDARD (WHITE) SEE PLUMBING SCHEDULE

PLUMBING HARDWARE = POLISHED CHROME SEE PLUMBING SCHEDULE

PAINT ABOVE THE WALL TILES IN BATHROOMS LATEX ACRYLIC, TBD

TERRAZZO DESIGN TO BE DRAWN IN THE FIELD AFTER PRELIMINARY FLOOR DEMO  
LINEAR FOOTAGE OF BAMBOO FEATURE REFLECTED IN PLANS, NOT TO EXCEED 140 LINEAR FEET FOR THE PROJECT.

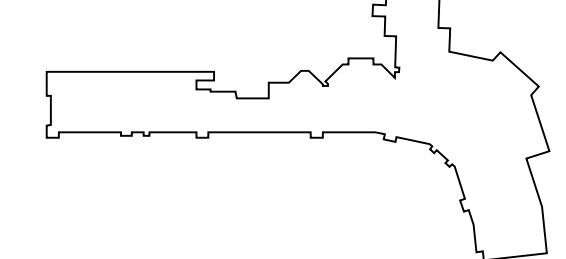


**THE LPA GROUP**  
ENGINEERS ARCHITECTS PLANNERS  
700 HUGER STREET  
COLUMBIA, SOUTH CAROLINA 29201  
POST OFFICE BOX 5805  
COLUMBIA, SOUTH CAROLINA 29250-5805  
Phone: 803/254-2211 Fax: 803/779-0482  
DENNIS J. WHEEL, FLORIDA ARCHITECT LICENSE # 11986  
LPA GROUP INCORPORATED FLORIDA LICENSE # AA0000264

**KTD Inc.**  
KELLY TAAFFE DESIGN  
LISA M. KEEFER  
LISA M. KEEFER  
LISA M. KEEFER  
KELLY@KELLYTAAFFEDESIGN.COM  
Tel.: 813.695.5049  
Fax: 813.695.2371

**TERMINAL IMPROVEMENT PROJECT - WALL FINISHES**

KEY PLAN



REVISIONS

No.	Description	Date	By

Designed by: \_\_\_\_\_ Drawn by: \_\_\_\_\_ Checked by: \_\_\_\_\_

Project Name: \_\_\_\_\_

**TERMINAL IMPROVEMENT PROJECT  
WALL COVER & PAINT**

Drawing Name: \_\_\_\_\_

**BATHROOM DETAILS**

LPA Project Number: **AR178005.8** FAA AIP Project Number: \_\_\_\_\_  
Date: **04 / 01 / 2009** Division: \_\_\_\_\_  
Drawing Number: FP-ALL.dwg

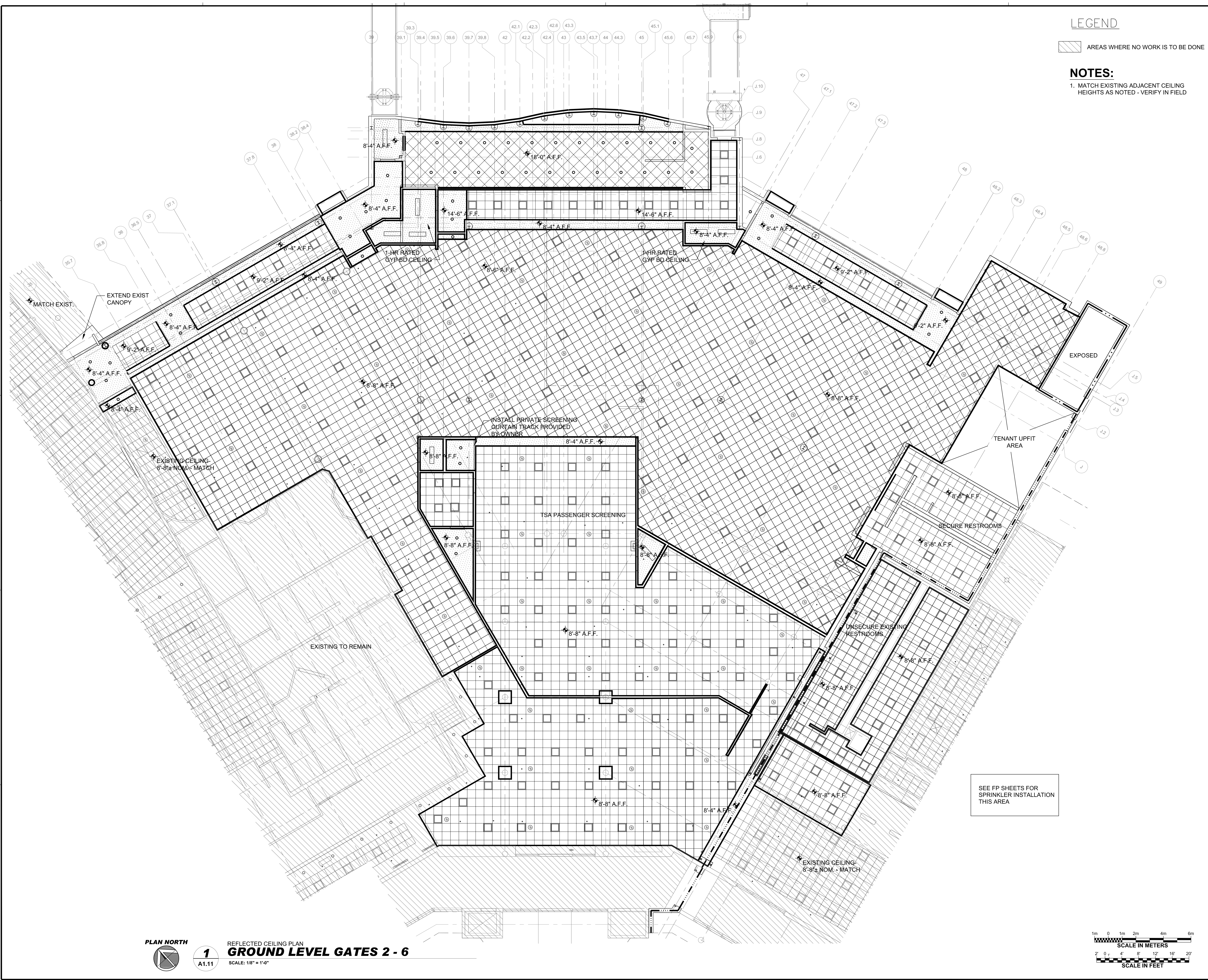
**1.4.01**

**GENERAL NOTE:**  
WALL COVER CONTRACTOR TO REMOVE ANY EXISTING WALL COVER, REPAIR AND PREP WALLS AND REINSTALL NEW WALL COVER IN AREAS AS NOTED ON SCHEDULES AND DRAWINGS.

REFERENCE SHEETS I.1.01/I.1.02/I.1.04/I.1.05/I.1.07/I.4.01/I.1.6.02/I.1.11/A.1.16 FOR WALL COVER AND PAINT ONLY.







**LEGEND**

AREAS WHERE NO WORK IS TO BE DONE

**NOTES:**

1. MATCH EXISTING ADJACENT CEILING HEIGHTS AS NOTED - VERIFY IN FIELD

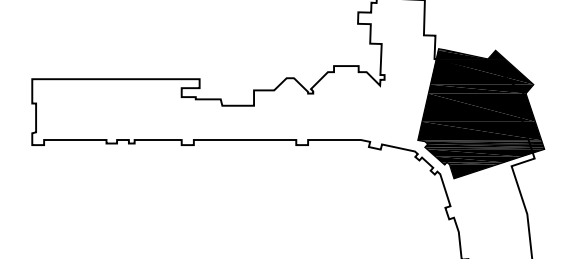


**THE LPA GROUP**  
**ENGINEERS ARCHITECTS PLANNERS**  
 700 HUGER STREET  
 COLUMBIA, SOUTH CAROLINA 29201  
 POST OFFICE BOX 5805  
 COLUMBIA, SOUTH CAROLINA 29250-5805  
 Phone: 803/254-2211 Fax: 803/779-0482  
DENNIS J. WHELE FLORIDA ARCHITECT LICENSE # 11995  
 LPA GROUP INCORPORATED FLORIDA LICENSE # A0000004

**KTD Inc.**  
KELLY TAAFFE DESIGN  
 Lic# ID 0002289  
 FL# 13 0001146  
 kelly@kellytaaffedesign.com  
 Fax: 813.805.2371

**TERMINAL IMPROVEMENT PROJECT - WALL FINISHES**

**KEY PLAN**



**REVISIONS**

No.	Description	Date	By

Designed by: \_\_\_\_\_ Drawn by: \_\_\_\_\_ Checked by: \_\_\_\_\_  
 Project Name: **TERMINAL IMPROVEMENT PROJECT PHASE 1**

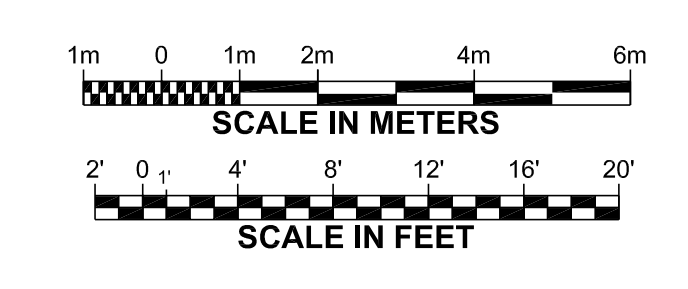
**RCP GROUND LEVEL GATES 2-6**

LPA Project Number: AR178005.8 FPM AP Project Number: 3-12-0075-032-200  
 Date: **AUGUST 31, 2007** Division: **ARCHITECTURAL**

Drawing Number: **A1.11**



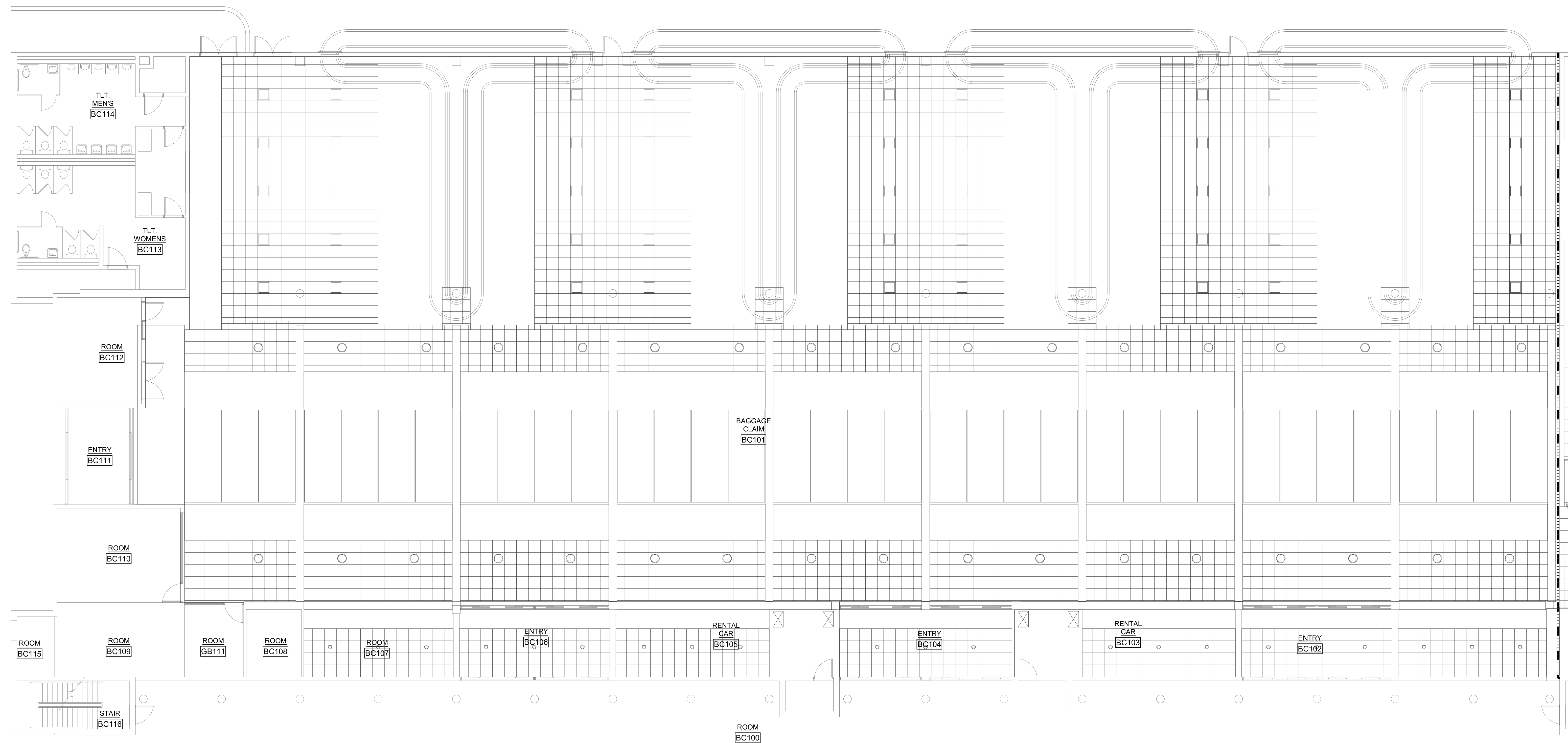
REFLECTED CEILING PLAN  
**1 GROUND LEVEL GATES 2 - 6**  
 SCALE: 1/8" = 1'-0"



SEE FP SHEETS FOR SPRINKLER INSTALLATION THIS AREA

REFERENCE SHEETS I.1.01/I.1.02/I.1.04/I.1.05/I.1.07/I.4.01/I.1.6.02/  
A.1.11/A.1.16 FOR WALL COVER AND PAINT ONLY.

"THE PAINTED SURFACES IN THE REFLECTED CEILING PLANS ARE  
A PART OF THE CONTRACTOR'S SCOPE, SEE SHEET A.1.11, A.1.15  
AND FINISH SCHEDULE FOR AREAS.



1  
I.1.01


RCP  
**BAGGAGE CLAIM**  
SCALE: 1/8" = 1'-0"



License: 0002209  
FL # 13 001146  
Kelly@kellytaafedesign.com  
Tel.: 813.695.5049  
Fax: 813.305.2371

**TERMINAL IMPROVEMENT  
PROJECT - WALL FINISHES**

KEY PLAN



REVISIONS

No.	Description	Date	By

Project Name:  
**TERMINAL IMPROVEMENT  
PROJECT  
WALL COVER & PAINT**

Drawing Name:  
**RCP  
BAGGAGE CLAIM**

LPA Project Number: **AR178005.8** FAA AIP Project Number:  
Date: **04 / 01 / 2009** Division:  
Drawing Number: A.1.15.dwg