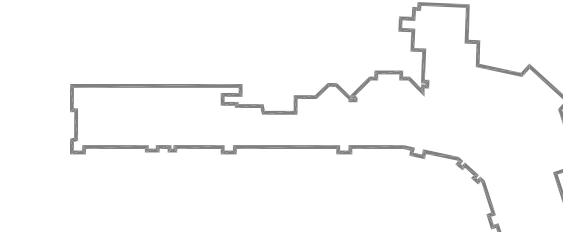


**ST PETE CLEARWATER AIRPORT
INTERIOR TILE PROJECT**
(IN ADDITION TO CORRIDOR TILE PROJECT)

KEY PLAN



REVISIONS

No.	Description	Date	By
1	PER REVIEW COMMENTS	12/17/07	ALC
2	PER REVIEW COMMENTS #2	02/15/08	
3	PER REVIEW COMMENTS #3	03/06/08	GB

Designed by: Drawn by: Checked by:

Project Name:

**TERMINAL
IMPROVEMENT PROJECT
PHASE 1**

Drawing Name:

WALL SECTIONS

LPA Project Number: AR178005.8

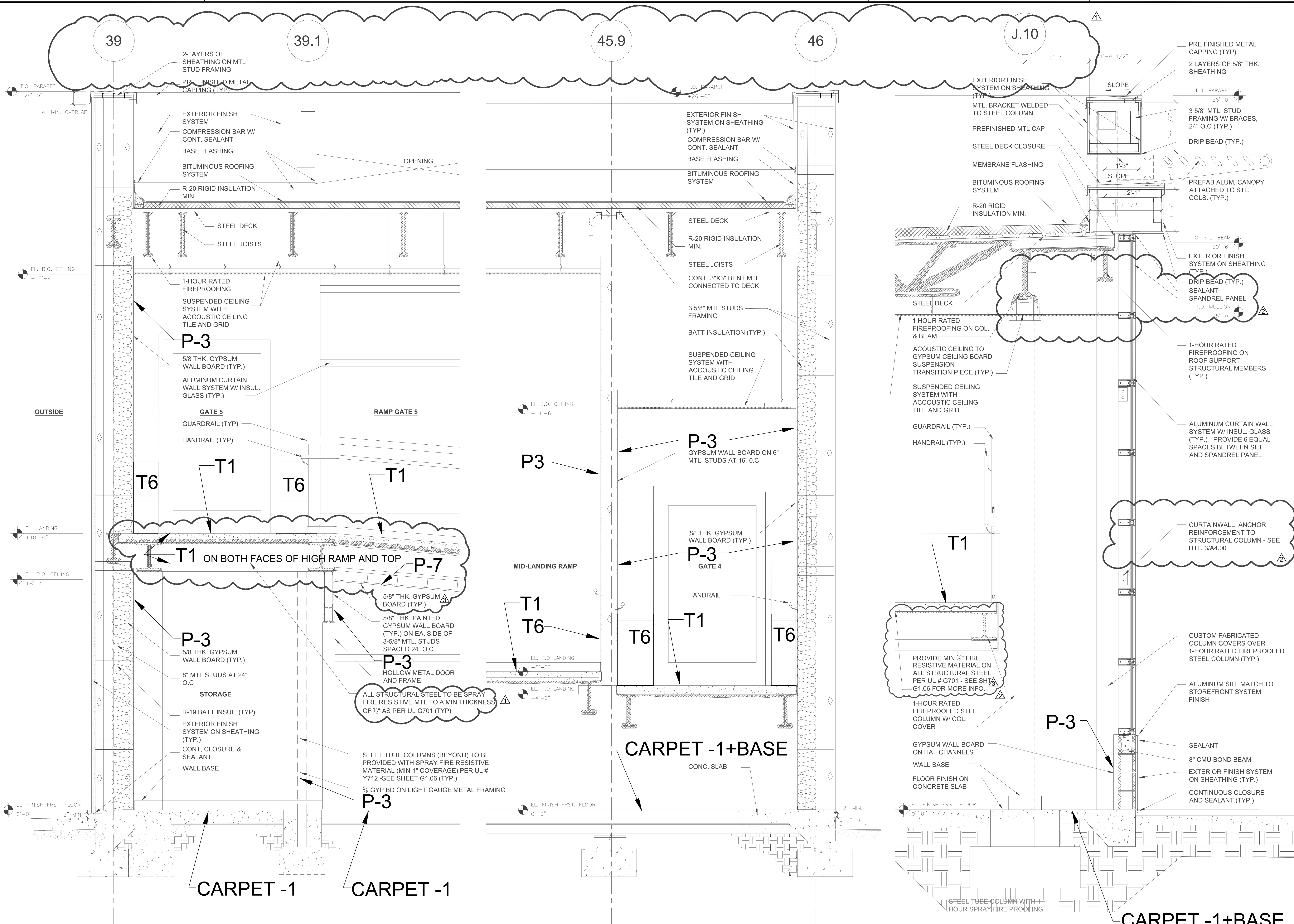
FAA AIP Project Number: 3-12-0075-032-2007

Date: AUGUST 15 2009

Division: ARCHITECTURAL

Drawing Number:

1.304

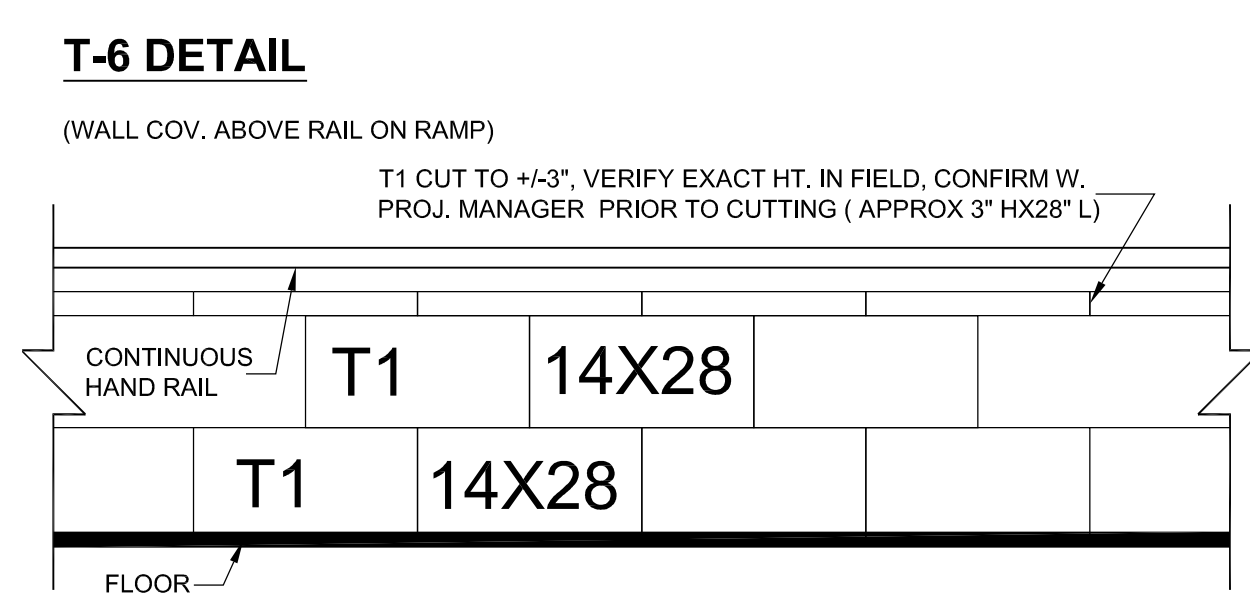


1 WALL SECTION
A3.04 SCALE: 3/4" = 1'-0"

LEGEND - PAINT
NOTE: SEE ROOM FINISH SCHEDULE (1.6.02) FOR PAINT SPECIFICATIONS.
P1 = PAINT 1
P7 = PAINT 7

NOTE:
ELECTRONIC REVISION
FIELD VERIFY BY GENERAL CONTRACTOR

2 WALL SECTION
A3.04 SCALE: 3/4" = 1'-0"



3 WALL SECTION
A3.04 SCALE: 3/4" = 1'-0"

LEGEND - FLOORING FINISHES TILE
NOTE: WHERE RAMP GLASS RAILS STOPS, APPLY T-6 TO DRYWALL. GC TO FIELD VERIFY ALL QUANTITIES + DIMS. APPROPRIATE DRYWALL SUBSTRATE REQUIRED FOR EX.
TILE 1: VS77 14X28 ONE COLOR SEE SPEC.
T 6 TILE 6 - WAINSCOTT: VS77 14X28 TILES, ONE COLOR, NO BASE NEEDED! (SEE T-6 DETAIL)
CARPETS:
CARPET 1: WOVEN BROADLOOM; 6'-0" X 6'-0" REPEAT 12'-0" MATERIAL (BY OTHERS)