

REVISIONS

No.	Description	Date	By
1	IN # 5	08/24/2009	sb

Designed by: _____ Drawn by: _____ Checked by: _____

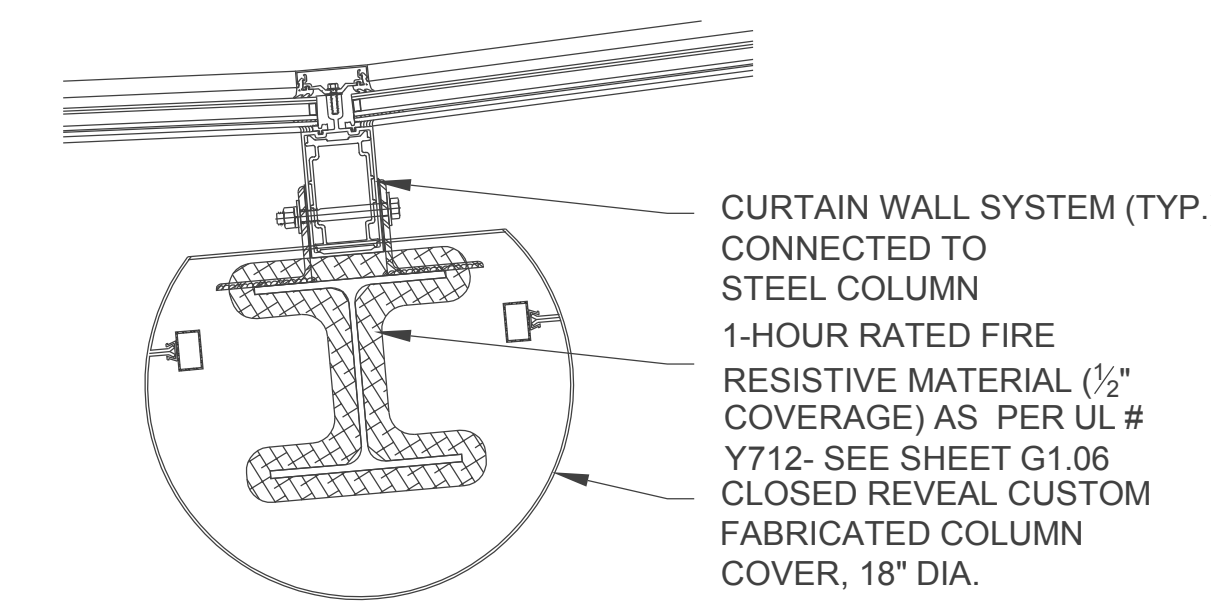
PROJECT NAME:
TERMINAL IMPROVEMENT PROJECT PHASE 1

Drawing Name:
RAMP PLANS

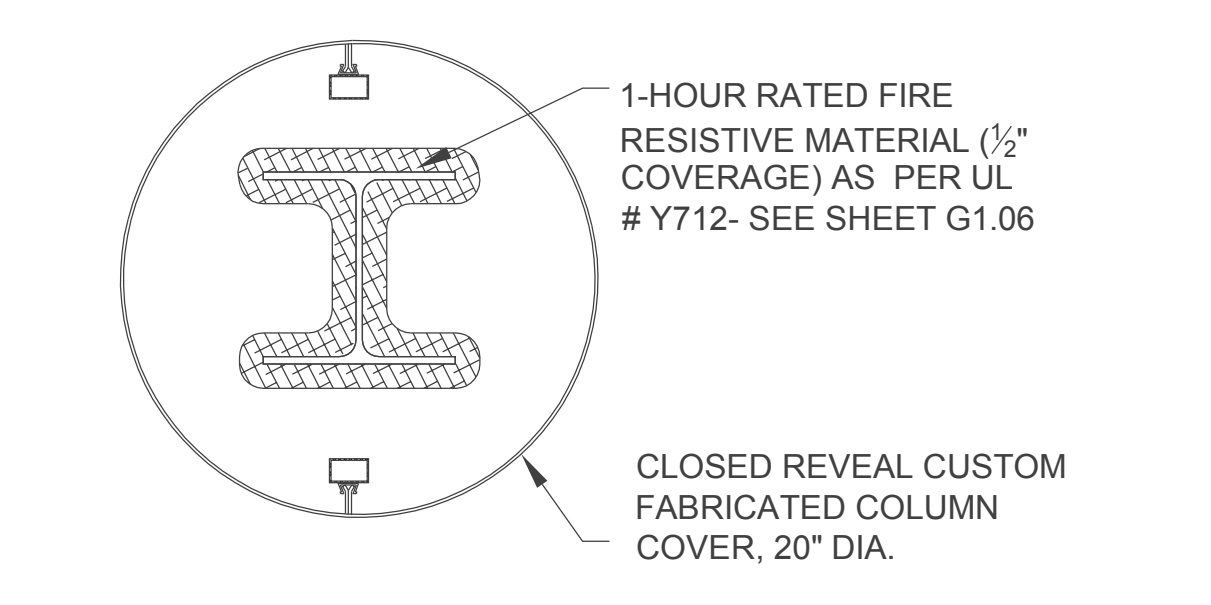
LPA Project Number: **AR178005.8** FAA AIP Project Number: **3-12-0075-032-2007**

Date: **AUGUST 24 TH 2009** Division: **ARCHITECTURAL**

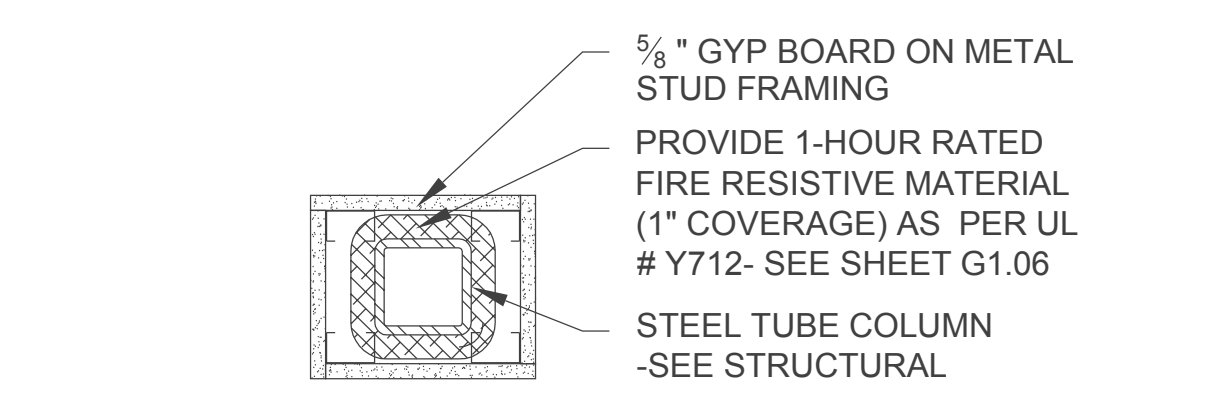
Drawing Number:
1.400



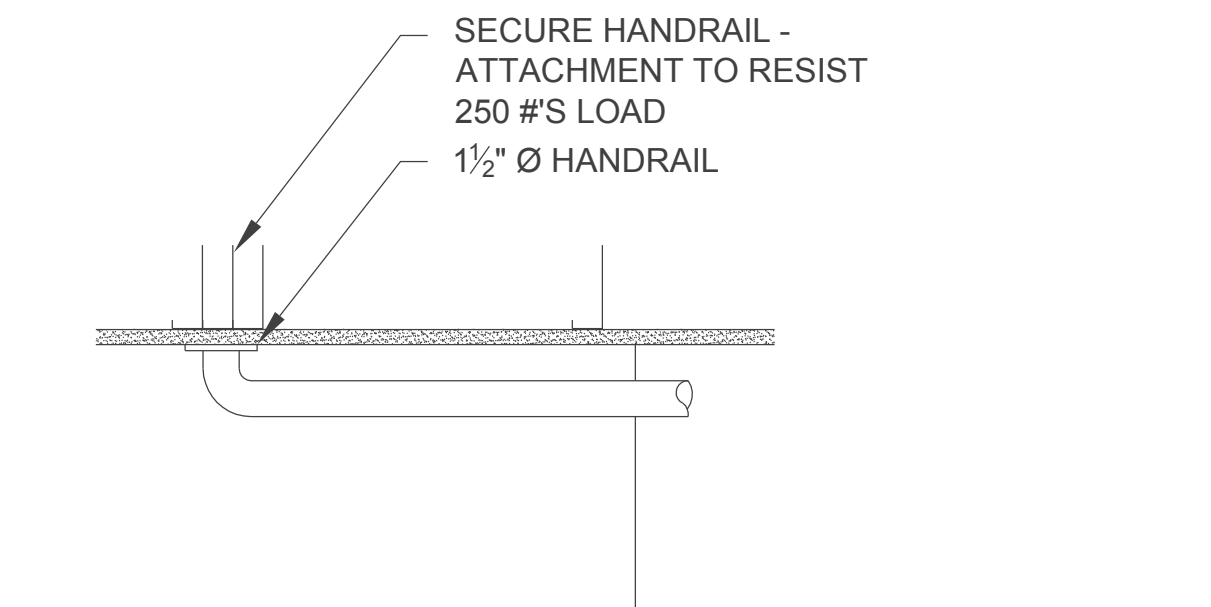
3 PLAN DETAIL
COLUMN COVER - TYPE CC1
SCALE: 1-1/2" = 1'-0"



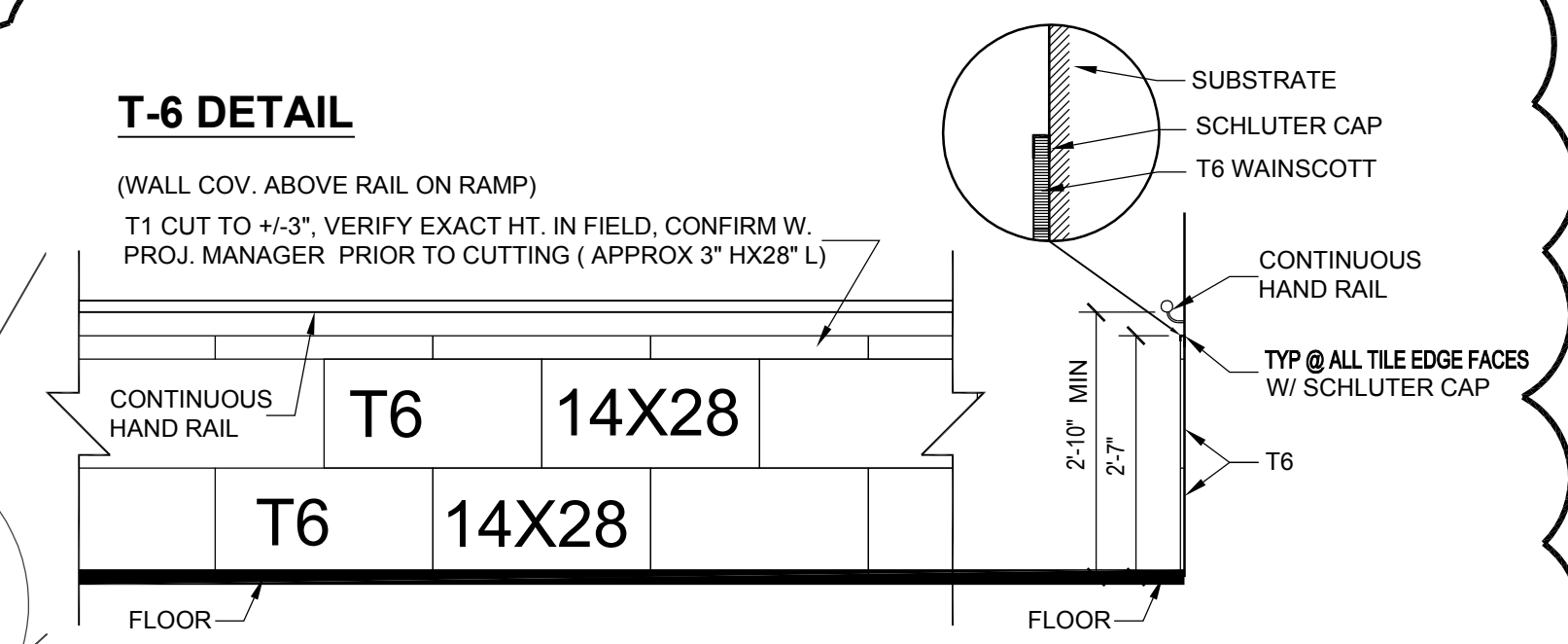
4 PLAN DETAIL
COLUMN COVER - TYPE CC4
SCALE: 1-1/2" = 1'-0"



5 PLAN DETAIL - BENEATH RAMP
TUBE COLUMN COVER - TYP
SCALE: 1-1/2" = 1'-0"



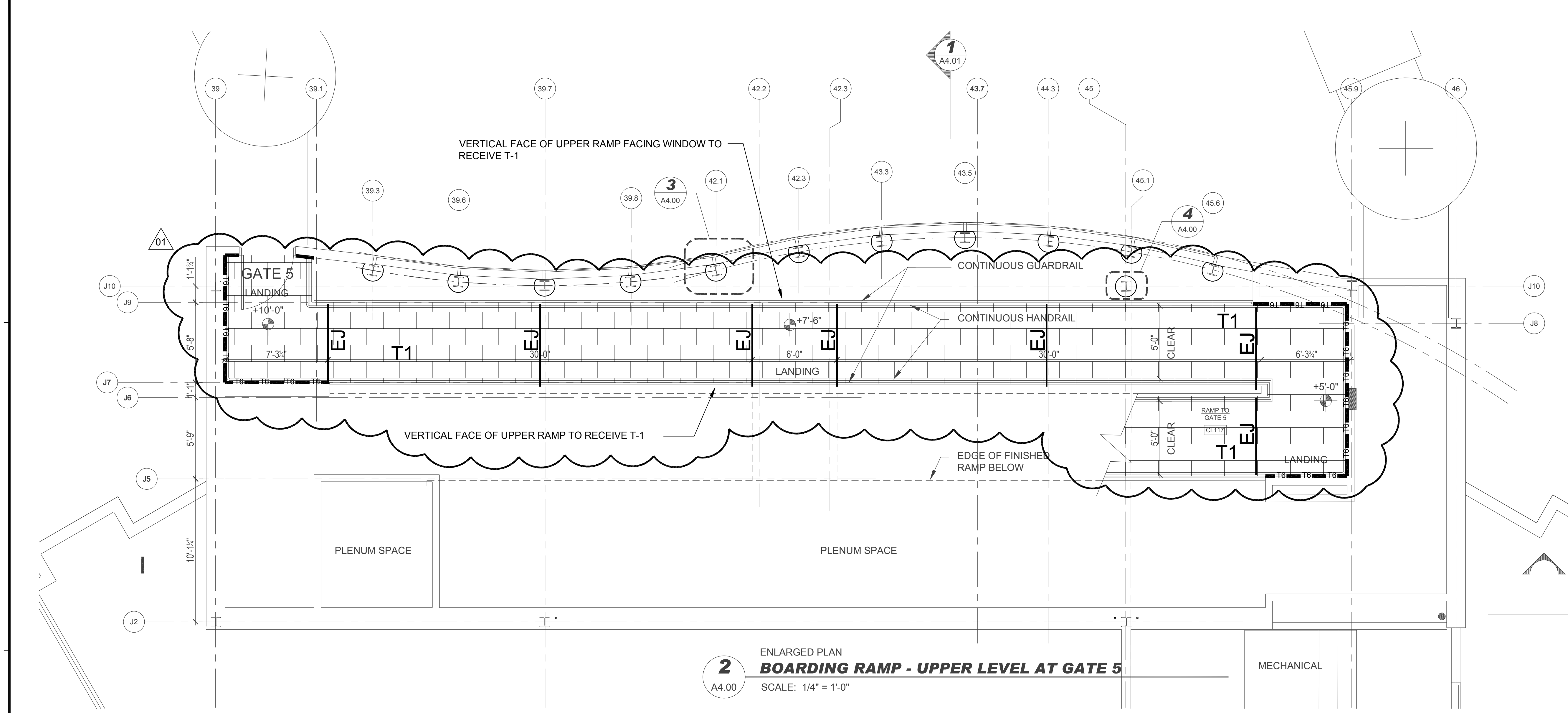
6 PLAN DETAIL -
HANDRAIL TERMINATION DETAIL - TYP
SCALE: 1-1/2" = 1'-0"



T-6 DETAIL
(WALL COV. ABOVE RAIL ON RAMP)
T1 CUT TO +/-3". VERIFY EXACT HT. IN FIELD, CONFIRM W. PROJ. MANAGER PRIOR TO CUTTING (APPROX 3" HX28" L)
APPROPRIATE DRYWALL SUBSTRATE REQUIRED FOR EX.

- LEGEND - FLOORING FINISHES TILE**
- NOTE: WHERE RAMP GLASS RAILS STOPS, APPLY T-6 TO DRYWALL. GC TO FIELD VERIFY ALL QUANTITIES + DIMS. APPROPRIATE DRYWALL SUBSTRATE REQUIRED FOR EX.
- T1 TILE 1: VS77 14X28 ONE COLOR SEE SPEC.
 - T6 TILE 6 - WAINSCOTT: VS77 14X28 TILES, ONE COLOR, NO BASE NEEDED (SEE T-6 DETAIL)

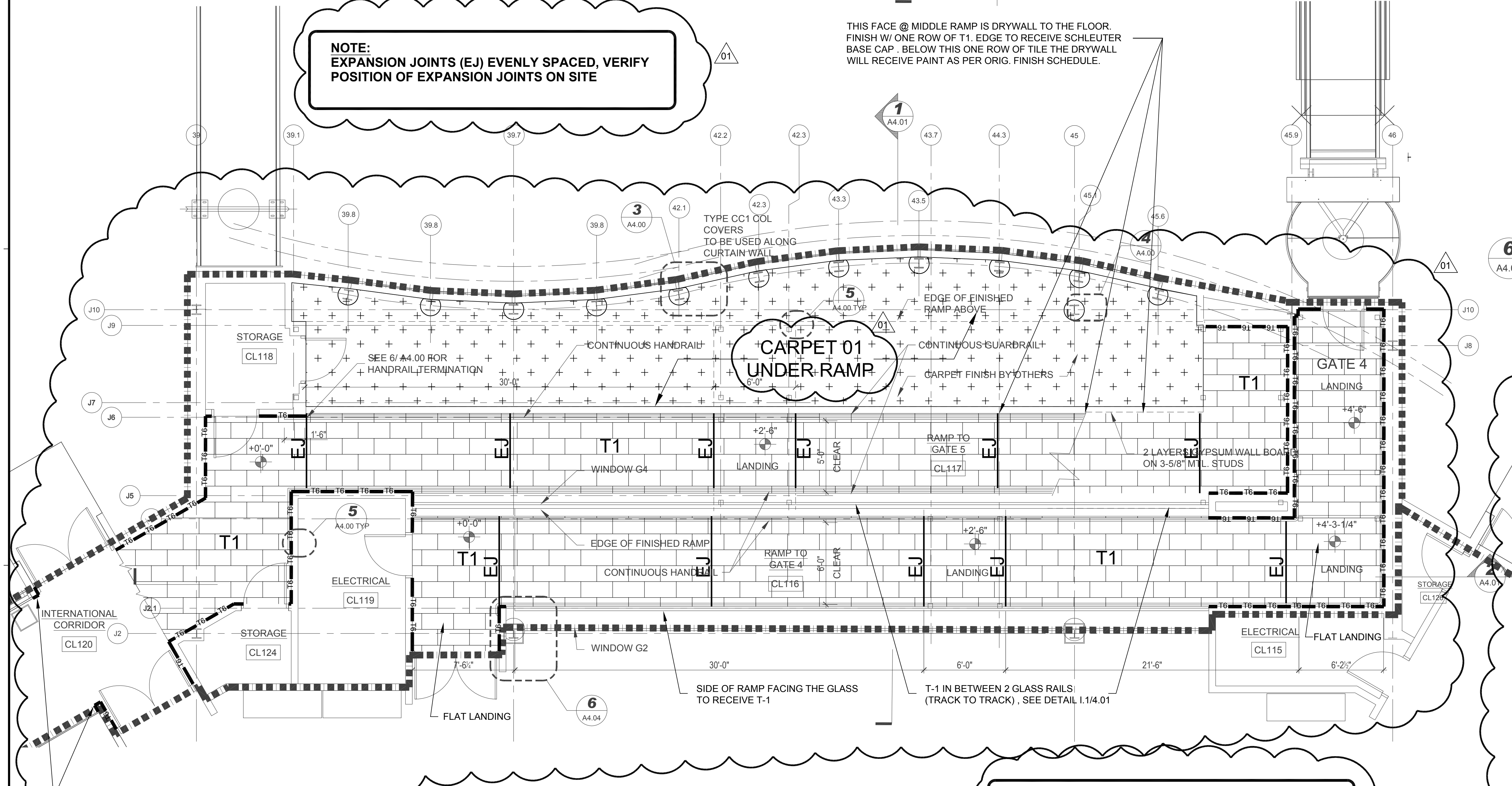
- CARPETS:**
- CARPET 1 : WOVEN BROADLOOM; 6'-0" X 6'-0" REPEAT 12'-0" MATERIAL (BY OTHERS)



2 ENLARGED PLAN
BOARDING RAMP - UPPER LEVEL AT GATE 5
SCALE: 1/4" = 1'-0"

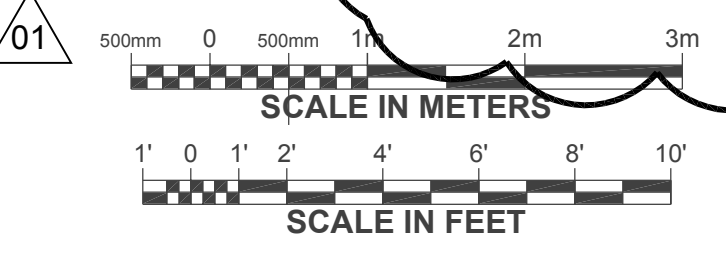
NOTE:
EXPANSION JOINTS (EJ) EVENLY SPACED, VERIFY POSITION OF EXPANSION JOINTS ON SITE

THIS FACE @ MIDDLE RAMP IS DRYWALL TO THE FLOOR. FINISH W/ ONE ROW OF T1. EDGE TO RECEIVE SCHLUTER BASE CAP. BELOW THIS ONE ROW OF TILE THE DRYWALL WILL RECEIVE PAINT AS PER ORIG. FINISH SCHEDULE.



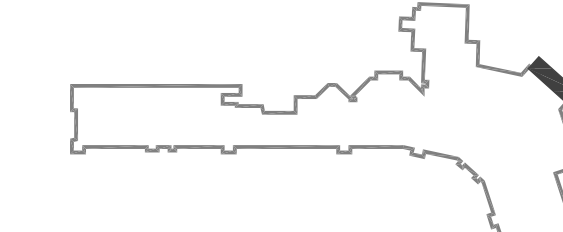
1 ENLARGED PLAN
BOARDING RAMP - GROUND LEVEL
SCALE: 1/4" = 1'-0"

NOTE:
SCHLUTER TRIM AT ALL EXPOSED EDGES OF TILE



**ST PETE CLEARWATER AIRPORT
INTERIOR TILE PROJECT**
(IN ADDITION TO CORRIDOR TILE PROJECT)

KEY PLAN



REVISIONS

No.	Description	Date	By
1	IN # 5	08/24/2009	sb

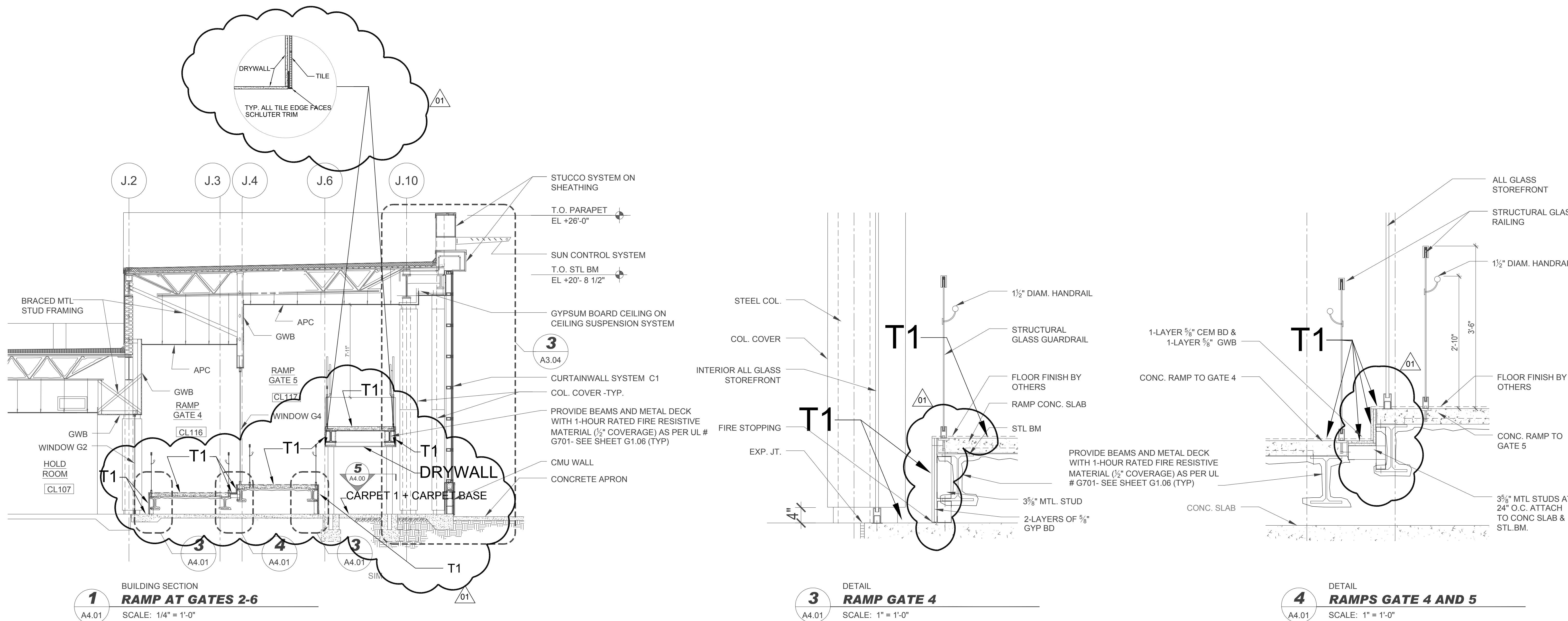
Designed by: _____ Drawn by: _____ Checked by: _____

Project Name:
**TERMINAL
IMPROVEMENT PROJECT
PHASE 1**

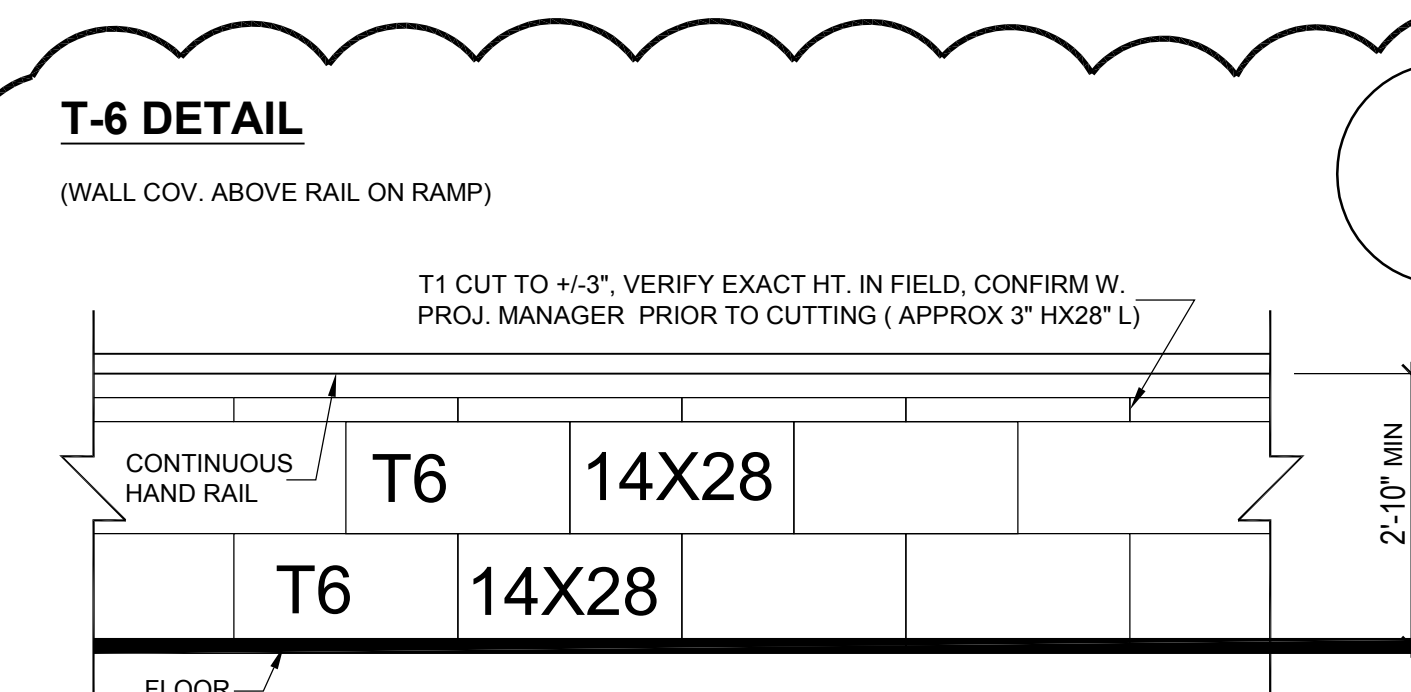
Drawing Name:
RAMP SECTIONS

LPA Project Number: **AR178005.8** FAA AIP Project Number: **3-12-0075-032-2007**
Date: **AUGUST 24 TH 2009** Division: **ARCHITECTURAL**

1.401



NOTE:
SCHLUTER TRIM AT ALL EXPOSED EDGES OF TILE



LEGEND - FLOORING FINISHES TILE

NOTE: WHERE RAMP GLASS RAILS STOPS, APPLY T-6 TO DRYWALL. GC TO FIELD VERIFY ALL QUANTITIES + DIMS. APPROPRIATE DRYWALL SUBSTRATE REQUIRED FOR EX.

TILE 1: VS77 14X28 ONE COLOR SEE SPEC.

TILE 6 - WAINSCOTT: VS77 14X28 TILES, ONE COLOR, NO BASE NEEDED! (SEE T-6 DETAIL)

CARPETS:

CARPET 1: WOVEN BROADLOOM; 6'-0" X 6'-0" REPEAT 12'-0" MATERIAL (BY OTHERS)

