



TALLAHASSEE  
INTERNATIONAL AIRPORT

# TALLAHASSEE INTERNATIONAL AIRPORT TERMINAL REHAB



Reynolds, Smith and Hills, Inc.

Jacksonville, Florida 32256  
904-256-2500 FAX 904-256-2502  
FL.Cert.Nos. AAC001886 EB0005620 LCC000210

PROJECT


TERRAZZO FLOOR FINISHES  
100% DESIGN SUBMITTAL



Lic# ID 0002289  
FL# 13 0001146  
[Kelly@kellytaaffedesign.com](mailto:Kelly@kellytaaffedesign.com)  
Tel.: 813.695.5049  
Fax: 813.805.2371

## DRAWING INDEX

• INT-120	FLOORPLAN	TZO-IN CONTRACT WORK AREA	NTS
• INT-121	FLOORPLAN	NIC. WEST WING PHASE 2, NOT SHOWN	
• INT-122	FLOORPLAN	NIC. EAST WING PHASE 2, NOT SHOWN	
• INT-123	FLOORPLAN	TZO-AREA PHASE 1	1/8" = 1'-0"
• INT-124	FLOORPLAN	TZO-AREA MAP ONLY	1/4" = 1'-0"
• INT-125	DETAIL	TZO-SAMPLE REQUEST	6" = 1'-0"
• INT-126	DETAIL	TZO-MARITIME FEATURES	3/4" = 1'-0"
• INT-127	DETAIL	TZO-SEA CREATURES	1-1/2" 1'-0"
• INT-128	DETAIL	TZO-TEXT FEATURES	VARIES



*Design*  
KELLY TAAFFE DESIGN

Lic# ID 0002289  
FL# 13 0001146  
kelly@kellytaaffedesign.com  
Tel.: 813.695.5049  
Fax: 813.805.2371

TERMINAL  
REHABILITATION  
- PHASE 2.

REVISIONS		
NO.	DESCRIPTION	DATE

DATE ISSUED: MAY 6, 2016  
REVIEWED BY:  
DRAWN BY:  
DESIGNED BY:

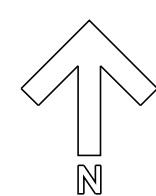
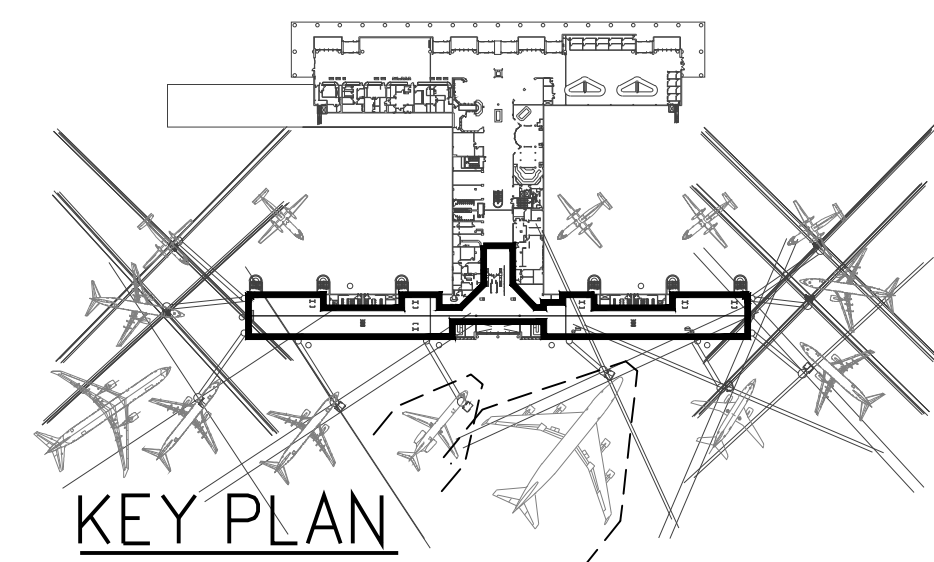
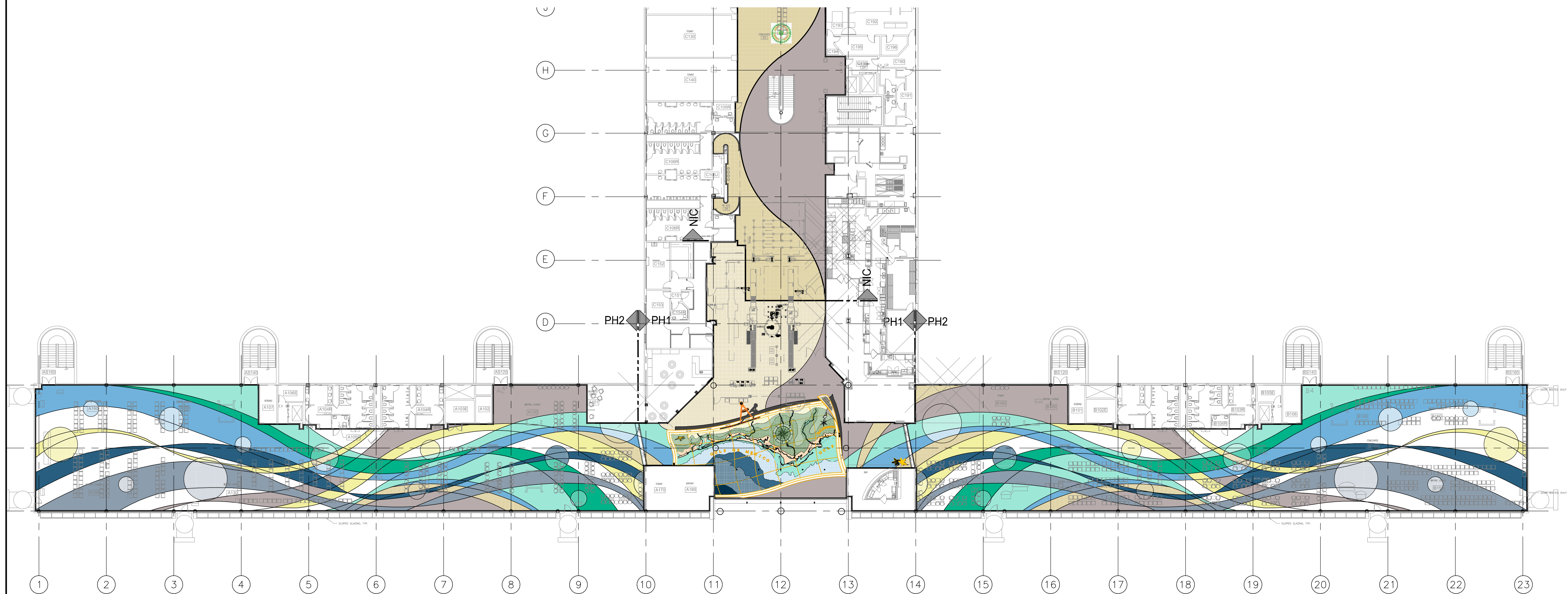
AEP PROJECT NUMBER  
201-0001-001  
© 2014 RS&H, INC.

SHEET TITLE  
**MAIN LEVEL  
OVERALL  
TZO- DESIGN**  
**CONCEPT #3**

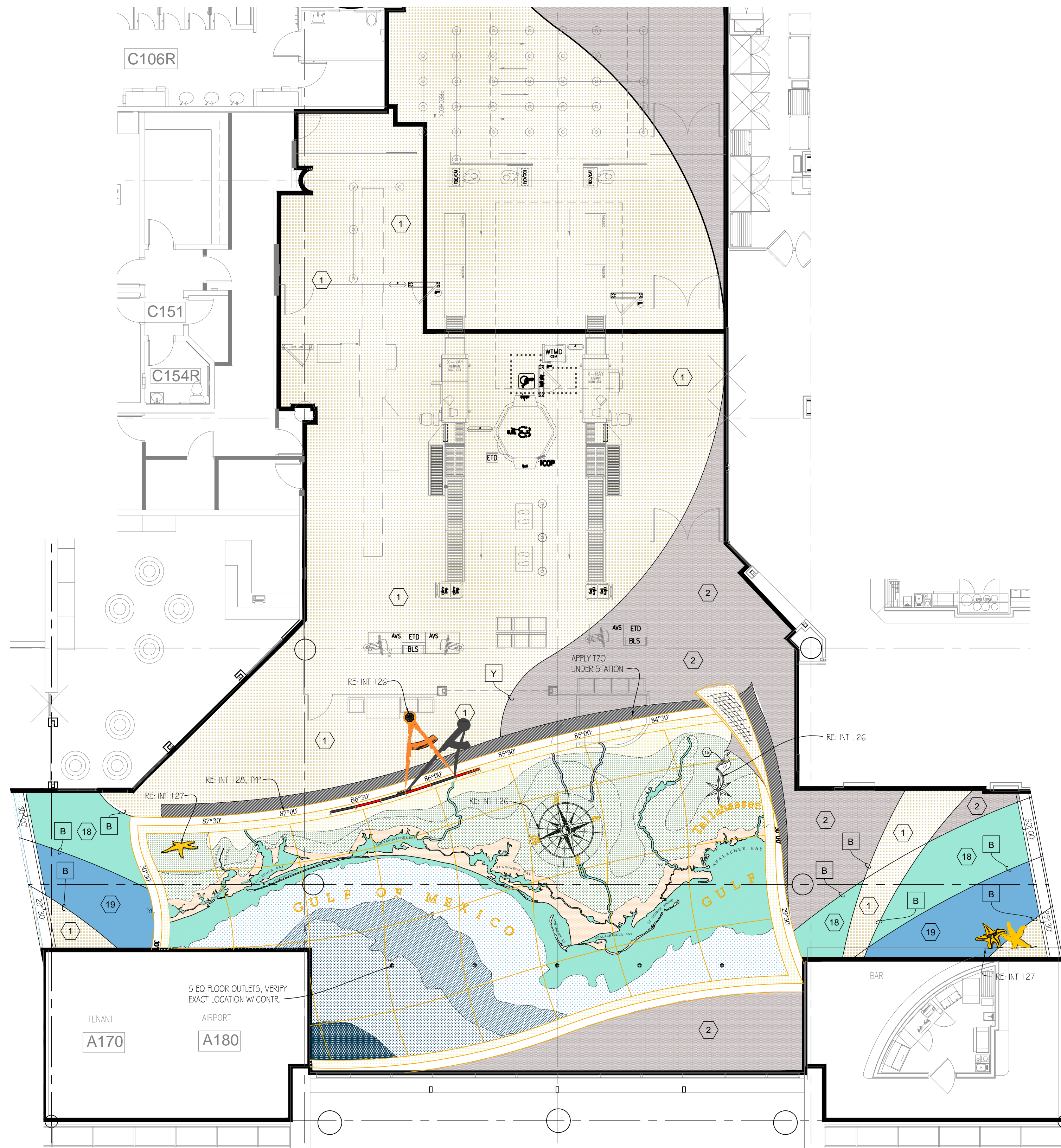
SHEET NUMBER

INT-120

BID DOCUMENTS

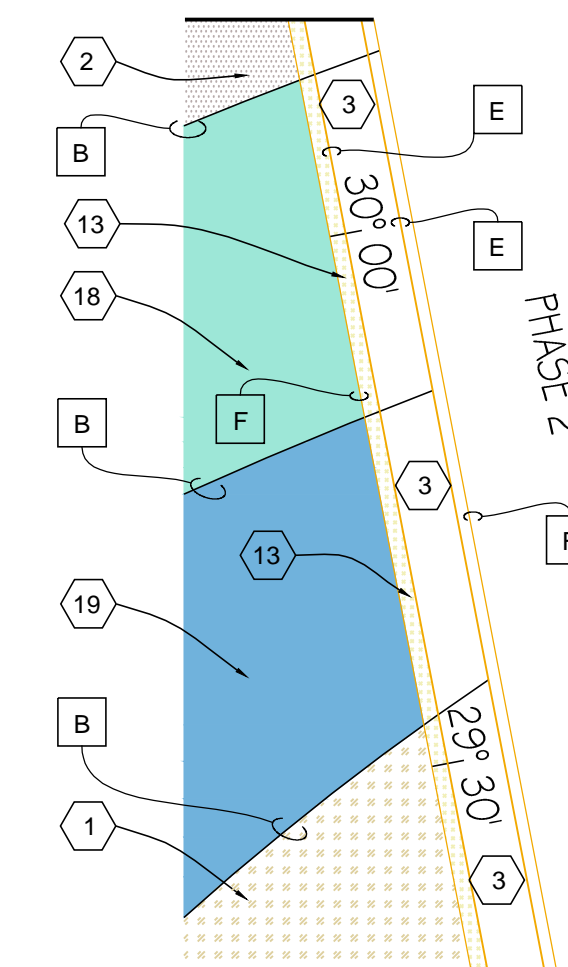


1 OVERALL MAIN FLOOR PLAN  
A120 SCALE: NOT TO SCALE



LEGEND		
○ TZ1	[Pattern]	MAIN CONCOURSE OFF-WHITE: MATCH EXISTING
○ TZ2	[Pattern]	DOVE GRAY - MAIN AREA
○ TZ3	[Pattern]	MATRIX WHITE: MATCH EXISTING
○ TZ4	[Pattern]	DARKEST SEA
○ TZ5	[Pattern]	DEEP SEA
○ TZ6	[Pattern]	MEDIUM SEA
○ TZ7	[Pattern]	SHALLOW SEA
○ TZ8	[Pattern]	INLAND & SHORE WATERS
○ TZ9	[Pattern]	"SILVER"
○ TZ10	[Pattern]	COASTLINE
○ TZ11	[Pattern]	DARK GREEN
○ TZ12	[Pattern]	LIGHT GREEN
○ TZ13	[Pattern]	LINEN
○ TZ14	[Pattern]	LIGHT GOLD (1/4" W/ LG AGGREGATE FOR STARFISH)
○ TZ15	[Pattern]	SHADOWS
○ TZ16	[Pattern]	BLACK
○ TZ17	[Pattern]	RED
○ TZ18	[Pattern]	NEW AQUA
○ TZ19	[Pattern]	NEW SKY BLUE
○ TZ20	[Pattern]	NOT USED
□ TZ BASE	NOT SHOWN	FLOOR BOARDS MATCH 'TZ 2" THROUGHOUT, MATCH EXISTING
□ STRIP A	[Symbol]	ALUM 3/8" X 3/8"
□ STRIP B	[Symbol]	ALUM 3/8" X 1/4"
□ STRIP C	[Symbol]	ALUM 3/8" X 1/8"
□ STRIP D	[Symbol]	ALUM 3/8" X 1/6 GAUGE (TYPICAL: ALL SHORLINE, INLAND WATERS & RIVERS)
□ STRIP E	[Symbol]	BRASS 3/8" X 1/4"
□ STRIP F	[Symbol]	BRASS 3/8" X 1/8"
□ STRIP G	[Symbol]	ZINC 3/8 X 1/6 GAUGE
□ STRIP H	[Symbol]	BRASS 1/2" (TYPICAL: ALL LONG/LAT. LINES)
□ STRIP I	[Symbol]	BRASS 1/16"
□ STRIP K	[Symbol]	BRASS 3/8" X 3/8"
□ STRIP Y	[Symbol]	MATCH EXISTING CONCOURSE
□ STRIP X	[Symbol]	NO DIVIDER STRIP LINES INDICATE TZO COLOR TRANSITIONS ONLY.

NOTE: PRINTED COLORS ARE NOT REPRESENTATIVE OF INSTALLED PRODUCT. (SEE PHYSICAL CONTROL SAMPLES)



EAST TRANSITION MIRRORED

1 MAIN FLOOR ENTRANCE  
A123 SCALE: 1/8" = 1'-0"


1 MAIN FLOOR WEST TRANSITION  
A123 SCALE: 1/4" = 1'-0"



10748 Deerwood Park Blvd South  
Jacksonville, Florida 32256  
904-256-2500 FAX 904-256-2502  
www.rsandh.com  
FL Cert. No. AKC001888 - EB0005620 - LC0000210



TALLAHASSEE  
INTERNATIONAL  
AIRPORT  
TALLAHASSEE, FLORIDA



KTD Inc.  
Design  
KELLY TAAFFE DESIGN

Lic# ID 0002289  
FL# 13 0001146  
kelly@kellytaaffedesign.com  
Tel.: 813.695.5049  
Fax: 813.805.2371

TERMINAL  
REHABILITATION  
-PHASE 2.

REVISIONS		
NO.	DESCRIPTION	DATE

DATE ISSUED: MAY 6, 2016  
REVIEWED BY:  
DRAWN BY:  
DESIGNED BY:

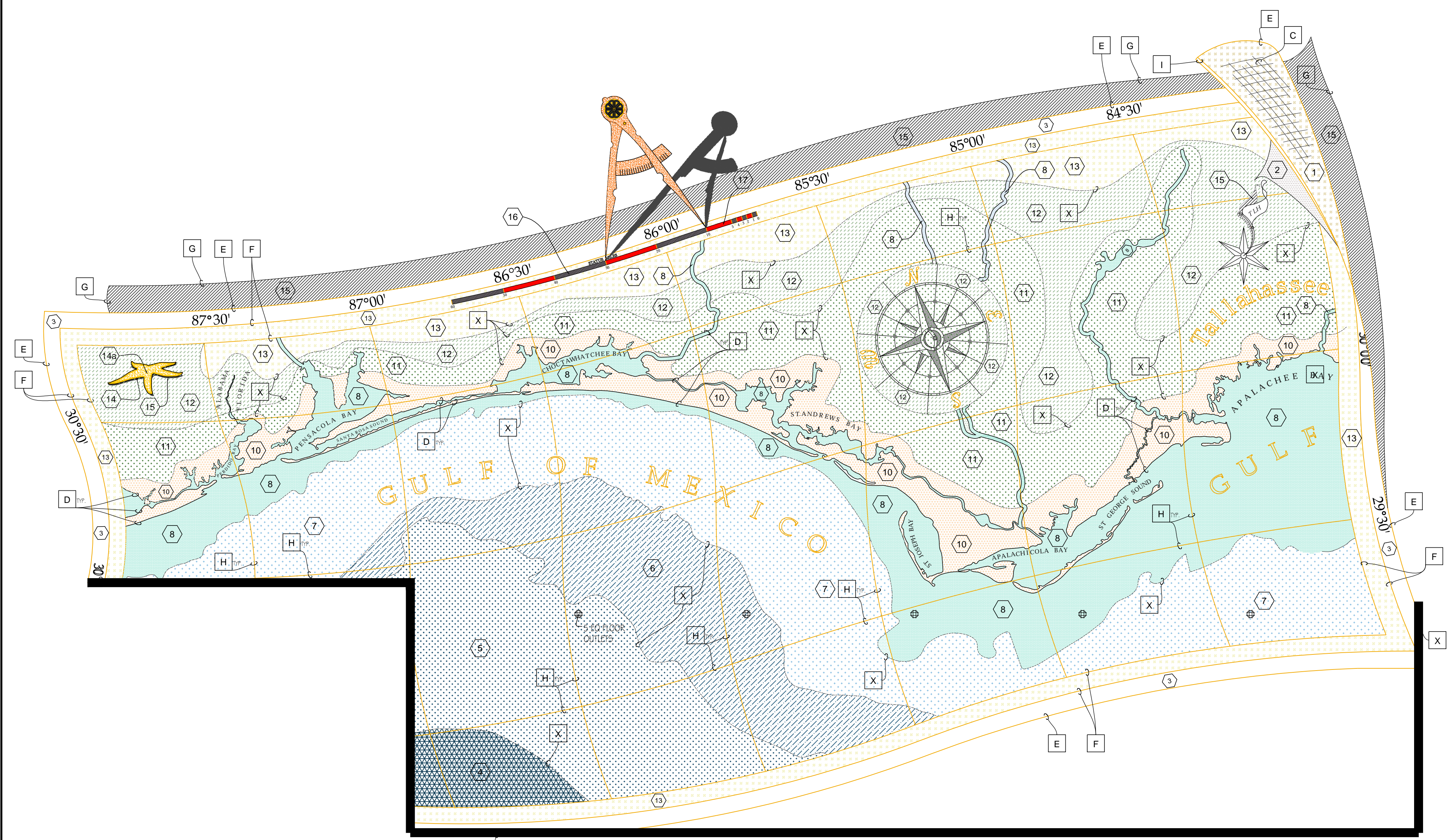
AEP PROJECT NUMBER  
201-0001-001  
© 2014 RS&H, INC.

SHEET TITLE  
MIAN FLOOR  
SECURITY  
TZO DESIGN

SHEET NUMBER

INT-123

BID DOCUMENTS



LEGEND	
○ TZ1	MAIN CONCOURSE OFF-WHITE: MATCH EXISTING!
○ TZ2	DOVE GRAY - MAIN AREA
○ TZ3	MATRIX WHITE: MATCH EXISTING
○ TZ4	DARKEST SEA
○ TZ5	DEEP SEA
○ TZ6	MEDIUM SEA
○ TZ7	SHALLOW SEA
○ TZ8	INLAND & SHORE WATERS
○ TZ9	"SILVER"
○ TZ10	COASTLINE
○ TZ11	DARK GREEN
○ TZ12	LIGHT GREEN
○ TZ13	LINEN
○ TZ14	LIGHT GOLD (1/4\"/>

**RS&H**

10748 Deerwood Park Blvd South  
 Jacksonville, Florida 32256  
 904-256-2500 FAX 904-256-2502  
 www.rsandh.com  
 FL Cert. No. AKC001886 • EB0005620 • LC0000210



TALLAHASSEE  
 INTERNATIONAL  
 AIRPORT  
 TALLAHASSEE, FLORIDA



Lic# ID 0002289  
 FL# 13 0001146  
 Kelly@kellytaaffdesign.com  
 Tel.: 813.695.5049  
 Fax: 813.805.2371

TERMINAL  
 REHABILITATION  
 -PHASE 2.

REVISIONS		
NO.	DESCRIPTION	DATE

DATE ISSUED: MAY 6, 2016  
 REVIEWED BY:  
 DRAWN BY:  
 DESIGNED BY:  
 AEP PROJECT NUMBER  
 201-0001-001  
 © 2014 RS&H, INC.  
 SHEET TITLE

MAIN FLOOR  
 ENTRANCE  
 ENLARGED MAP

SHEET NUMBER  
 INT-124

BID DOCUMENTS

1  
 A124  
 MAIN FLOOR ENLARGED MAP  
 SCALE: 1/4" = 1'-0"

**SPECIFICATION AND DESIGN OF REQUIRED SUBMITTAL SAMPLES.**


SAMPLES MUST BE GROUND, POLISHED AND FINISHED AS PER THE BID SPEC INCLUDING AT LEAST FOUR COATS OF SPARTAN TERRA GLAZE (UNTIL SHINY).  
 GENERAL NOTE: THE DESIGN IS A LARGE SCALE MAP WITH GRADIENT EFFECT AT THE WATER, SHOWING IT GETTING DEEPER. TO ACHIEVE THIS, DO ELONGATED SAMPLES AS SPECIFIED, CHANGING COLORS OF TINTED MEMBRANES AND SUBTLY CHANGING AGGREGATES AS SPECIFIED.



10748 Deereood Park Blvd South  
 Jacksonville, Florida 32256  
 904-256-2500 FAX 904-256-2502  
 www.rsandh.com  
 FL Cert. No. AKC001888 - EB0005620 - LC0000210



TALLAHASSEE  
 INTERNATIONAL  
 AIRPORT  
 TALLAHASSEE, FLORIDA



KTD Inc.  
 Design  
 KELLY TAAFFE DESIGN

Lic# ID 0002289  
 FL# 13 0001146  
 Kelly@kellytaaffedesign.com  
 Tel.: 813.695.5049  
 Fax: 813.805.2371

TERMINAL  
 REHABILITATION  
 -PHASE 2.

REVISIONS

NO.	DESCRIPTION	DATE

DATE ISSUED: MAY 6, 2016  
 REVIEWED BY: \_\_\_\_\_  
 DRAWN BY: \_\_\_\_\_  
 DESIGNED BY: \_\_\_\_\_

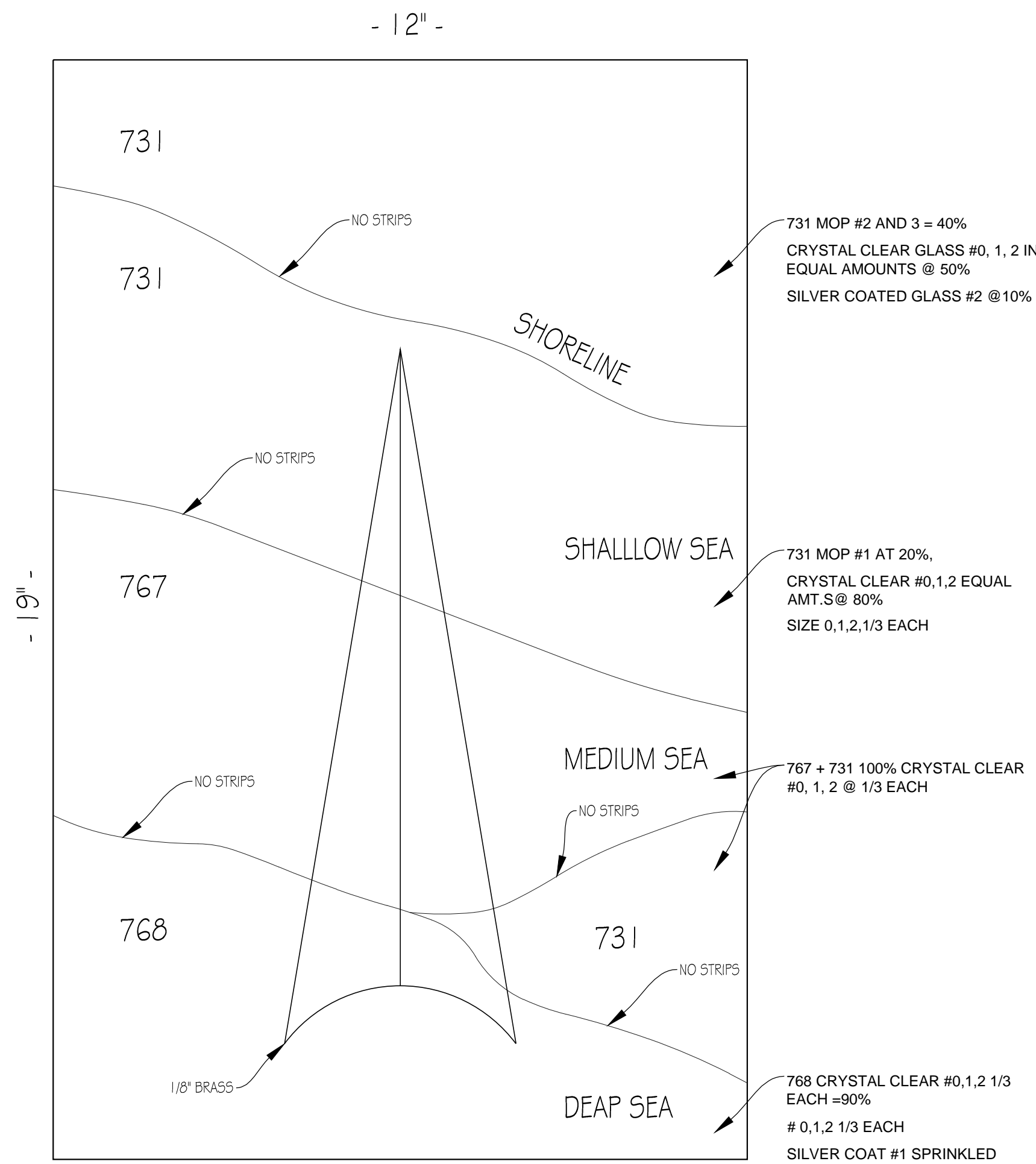
AEP PROJECT NUMBER  
 201-0001-001  
 © 2014 RS&H, INC.  
 SHEET TITLE

MAIN FLOOR  
 TZO SAMPLES

SHEET NUMBER

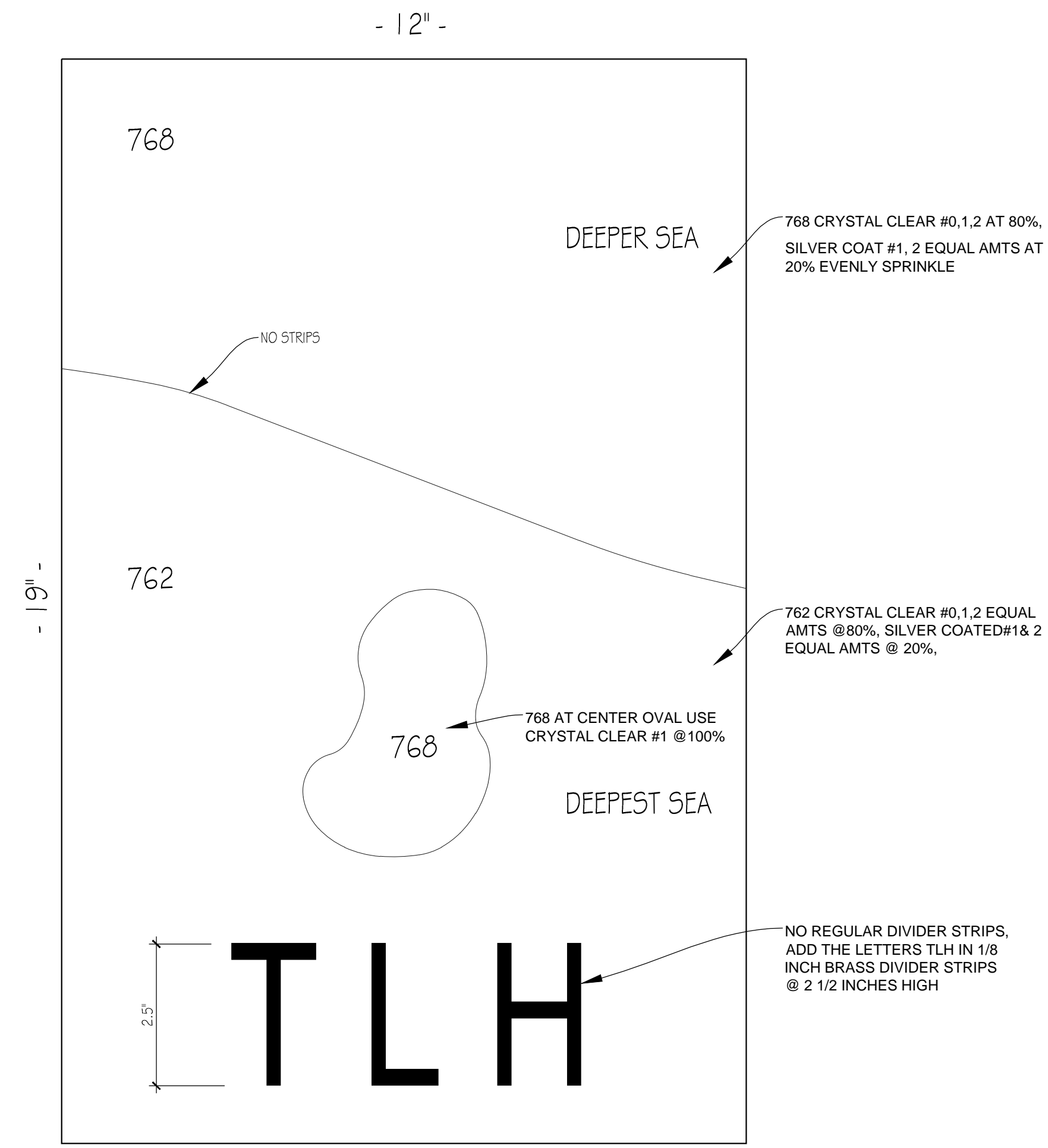
INT-125

BID DOCUMENTS



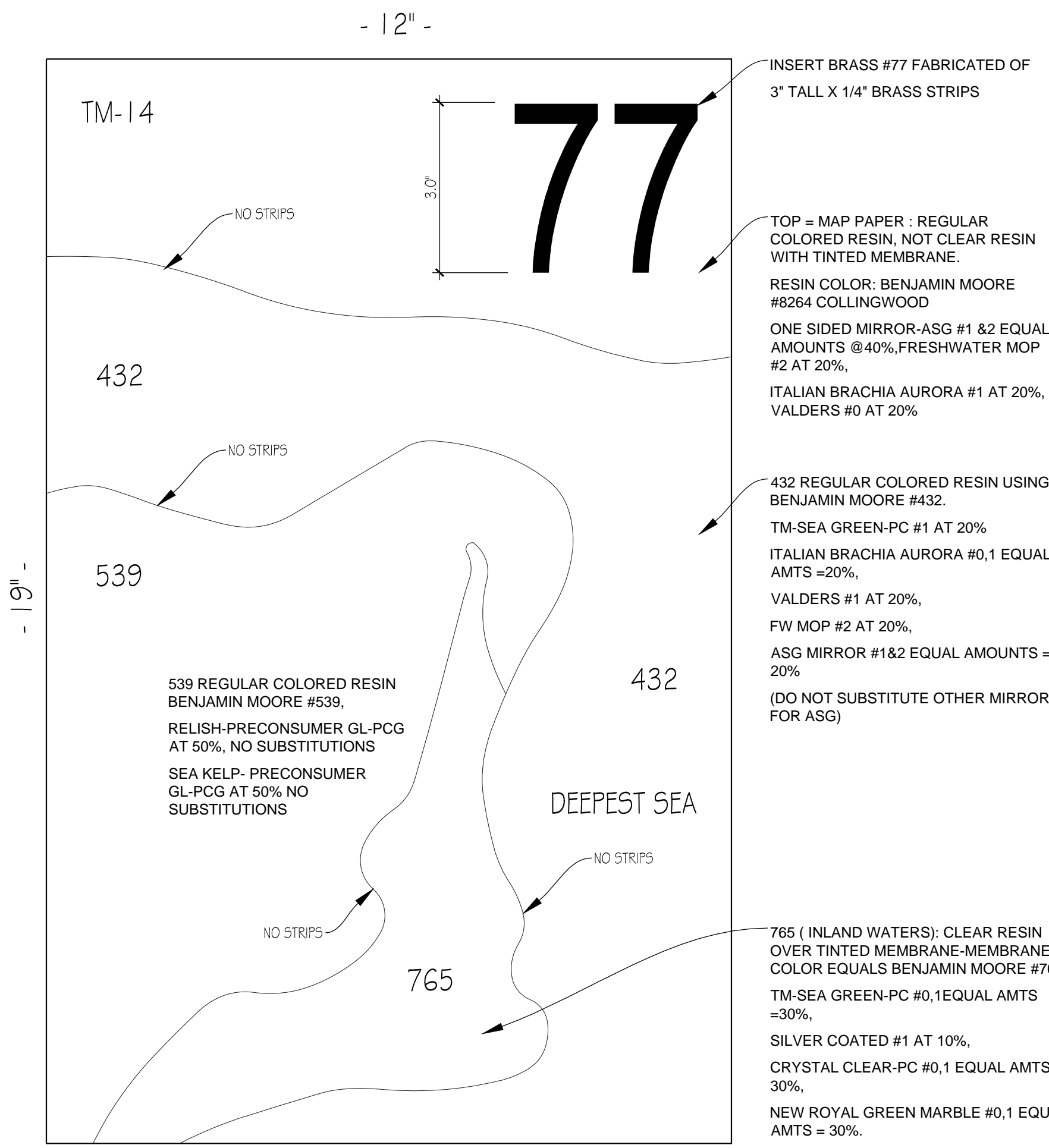
SAMPLE A-12" X 19"  
 USE THE FOLLOWING BENJAMIN MOORE PAINT COLORS FOR TINTED MEMBRANE AND UV RATED CLEAR RESIN  
 #731, 767, 768.  
 INSERT ONE POINT OF OUR COMPASS ROSE AS SHOWN, USING 1/8 INCH BRASS DIVIDER STRIPS, REFERENCE COMPASS ROSE ATTACHED.  
 NOTE: NO STRIPS WHERE DEPTHS CHANGE, DESIRED LOOK IS WATER GRADUALLY DEEPENING

1 TZO SAMPLE A  
 A125 SCALE: 6" = 1'-0"




SAMPLE B, 12" X 19",  
 USE THE FOLLOWING BENJAMIN MOORE PAINT COLORS FOR TINTED MEMBRANE:  
 # 768 AND 762

2 TZO SAMPLE B  
 A125 SCALE: 6" = 1'-0"



SAMPLE C, 12" X 19",  
 SHORELINE, INLAND WATERS, LAND AREA.

3 TZO SAMPLE C  
 A125 SCALE: 6" = 1'-0"



*Design*  
**KELLY TAAFFE DESIGN**

Lic# ID 0002289  
FL# 13 0001146  
kelly@kellytaaffedesign.com  
Tel.: 813.695.5049  
Fax: 813.805.2371

TERMINAL REHABILITATION - PHASE 2.

REVISIONS

NO.	DESCRIPTION	DATE

DATE ISSUED: MAY 6, 2016

REVIEWED BY:

DRAWN BY:

DESIGNED BY:

AEP PROJECT NUMBER  
201-0001-001

© 2014 RS&H, INC.

SHEET TITLE

MAIN FLOOR ENTRANCE TZO DETAILS

SHEET NUMBER

INT-126

BID DOCUMENTS

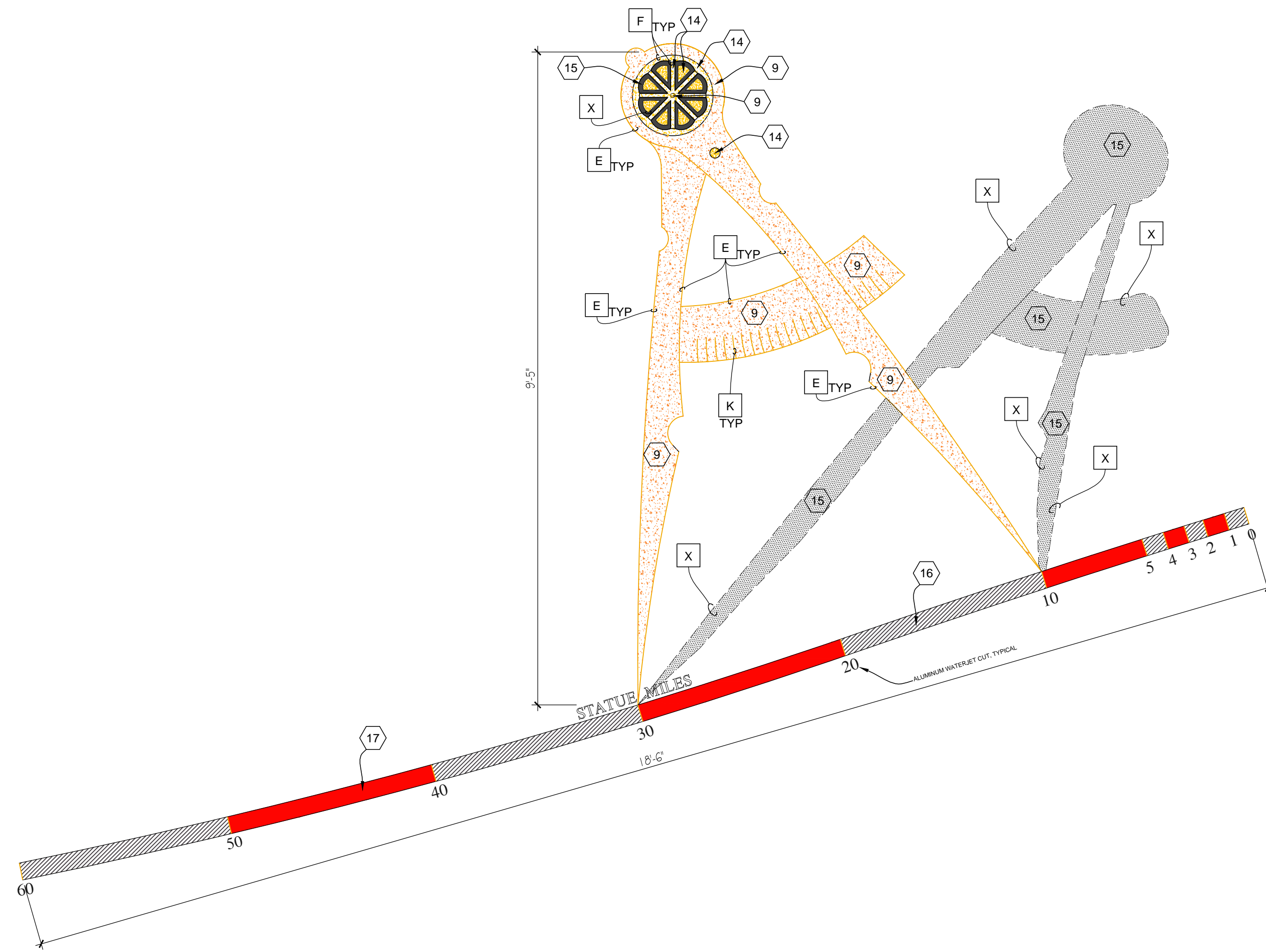
**GENERAL NOTE:**

**WATERJET CUT LETTERS.**

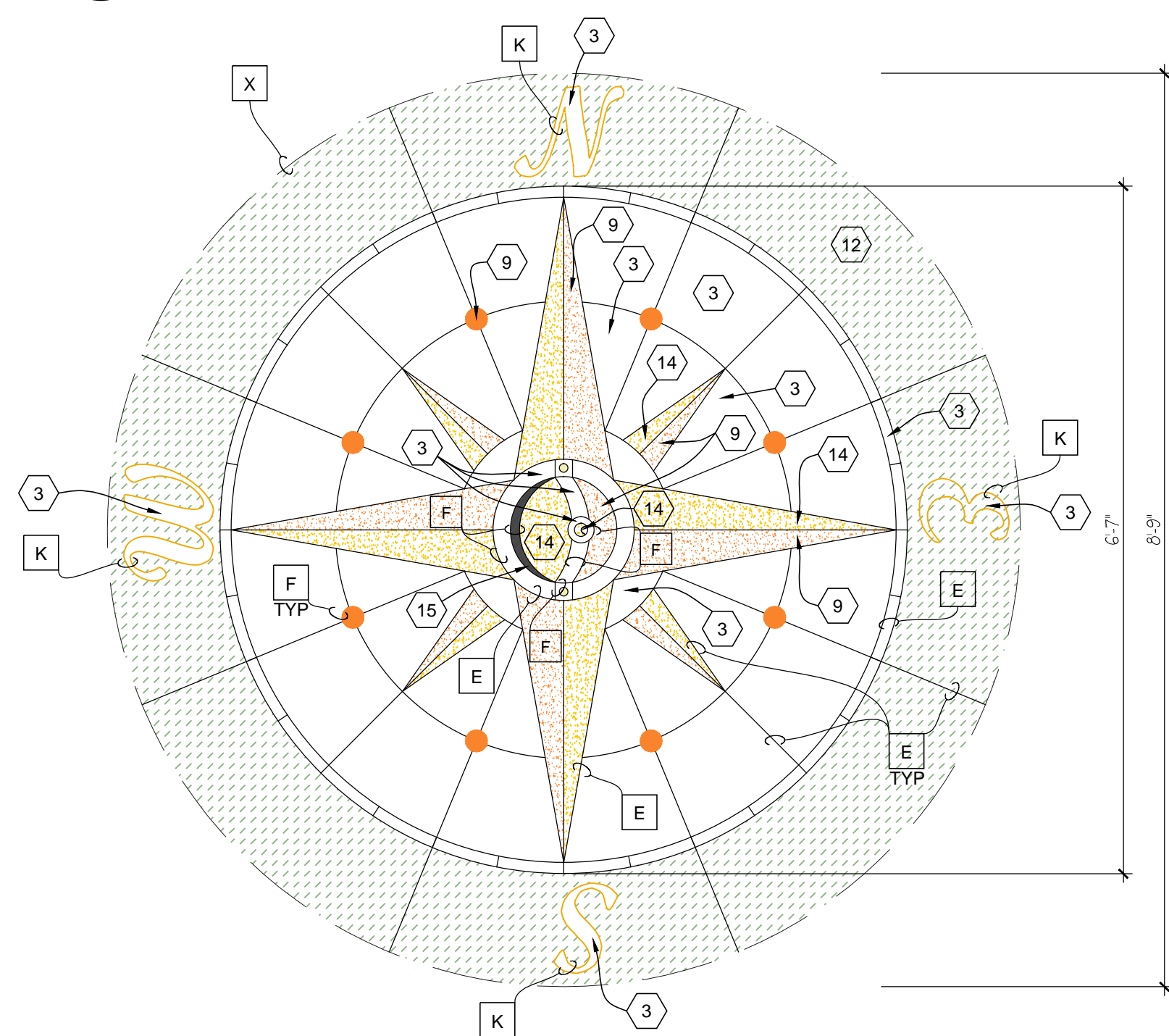
ALL WATERJET CUT METAL LETTERS & NUMBERS SHALL BE 3/8" OVER ALL THICKNESS INCLUDING MESH MOUNTING BASE, SO THAT THEY ARE COMPLETELY FLUSH WITH THE FACE OF THE EPOXY RESIN TERRAZZO POURED AROUND THEM.

LEGEND	
○ TZ1	MAIN CONCOURSE OFF-WHITE: MATCH EXISTING
○ TZ2	DOVE GRAY - MAIN AREA
○ TZ3	MATRIX WHITE: MATCH EXISTING
○ TZ4	DARKEST SEA
○ TZ5	DEEP SEA
○ TZ6	MEDIUM SEA
○ TZ7	SHALLOW SEA
○ TZ8	INLAND & SHORE WATERS
○ TZ9	"SILVER"
○ TZ10	COASTLINE
○ TZ11	DARK GREEN
○ TZ12	LIGHT GREEN
○ TZ13	LINEN
○ TZ14	LIGHT GOLD (1/4A: W/ LG AGGREGATE FOR STARFISH)
○ TZ15	SHADOWS
○ TZ16	BLACK
○ TZ17	RED
○ TZ18	NEW AQUA
○ TZ19	NEW SKY BLUE
○ TZ20	NOT USED
□ TZ BASE NOT SHOWN	FLOOR BOARDS MATCH 'TZ 2' THROUGHOUT, MATCH EXISTING
□ STRIP A	ALUM 3/8" X 3/8"
□ STRIP B	ALUM 3/8" X 1/4"
□ STRIP C	ALUM 3/8" X 1/8"
□ STRIP D	ALUM 3/8" X 1/6" GAUGE (TYPICAL: ALL SHORLINE, INLAND WATERS & RIVERS)
□ STRIP E	BRASS 3/8" X 1/4"
□ STRIP F	BRASS 3/8" X 1/8"
□ STRIP G	ZINC 3/8" X 1/6" GAUGE
□ STRIP H	BRASS 1/2" (TYPICAL: ALL LONG/LAT. LINES)
□ STRIP I	BRASS 1/16"
□ STRIP K	BRASS 3/8" X 3/8"
□ STRIP Y	MATCH EXISTING CONCOURSE
□ STRIP X	NO DIVIDER STRIP LINES INDICATE TZO COLOR TRANSITIONS ONLY.

NOTE: PRINTED COLORS ARE NOT REPRESENTATIVE OF INSTALLED PRODUCT. (SEE PHYSICAL CONTROL SAMPLES)



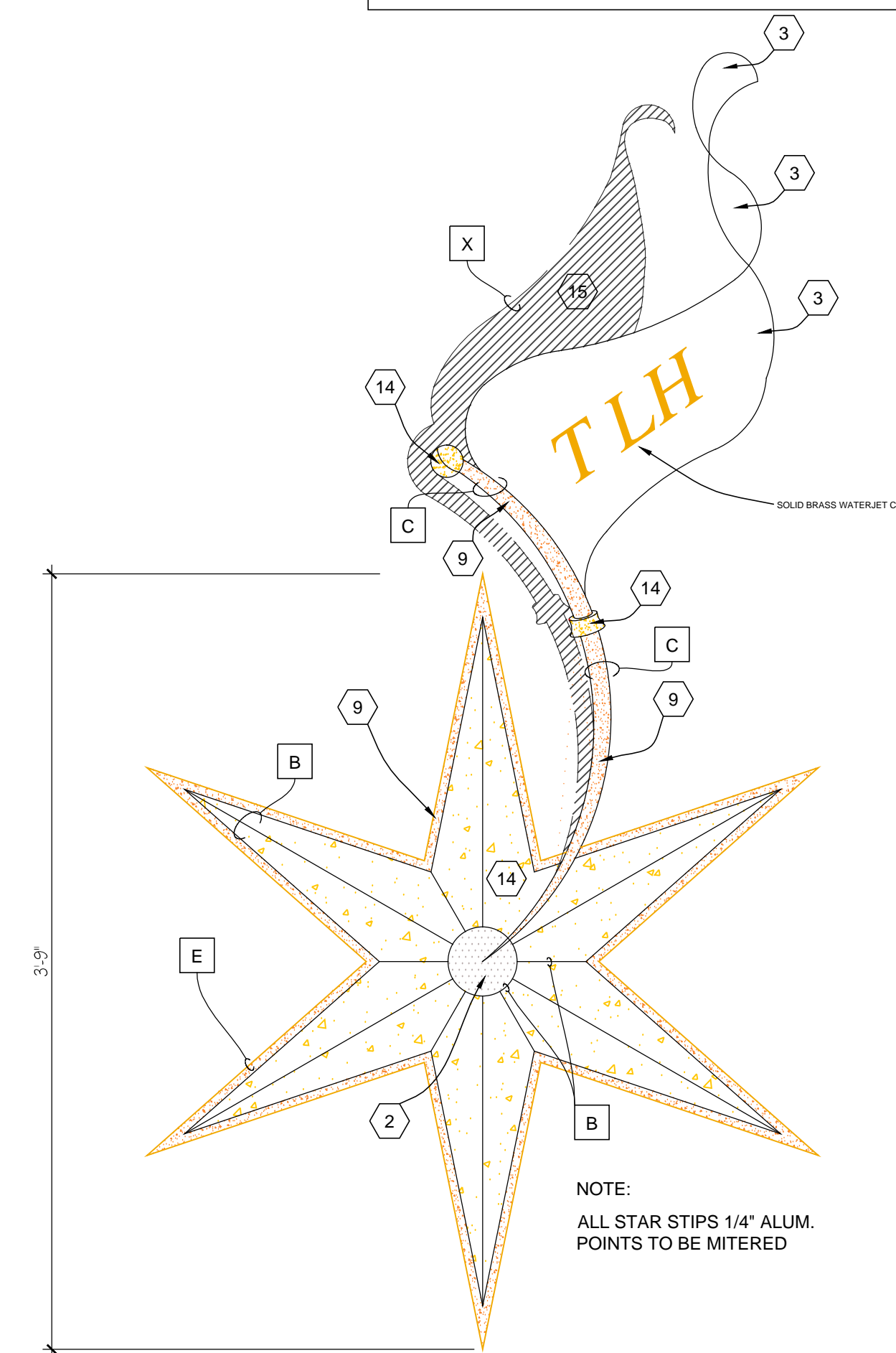
1 TZO ART - CALIPER  
A126 SCALE: 3/4" = 1'-0"



ALL TAGS SHOWN IN THIS DETAIL ARE TO BE UNDERSTOOD AS TYPICAL AS THEY APPLY TO THE SYMMETRY OF THIS COMPASS ROSE.

ALL LINES NOT SEPARATELY TAGGED ARE 1/8" BRASS STRIPS RE: LEGEND STRIP "E"

2 TZO ART - COMPASS ROSE  
A126 SCALE: 3/4" = 1'-0"




NOTE:  
ALL STAR STIPS 1/4" ALUM.  
POINTS TO BE MITERED

3 TZO ART - CAPITOL STAR  
A126 SCALE: 1-1/2" = 1'-0"

Full Coverage Iso-Crack Membrane applied at 40 mil thickness. Membrane shall be tinted to designers approved Ben Moore Paint Colors.

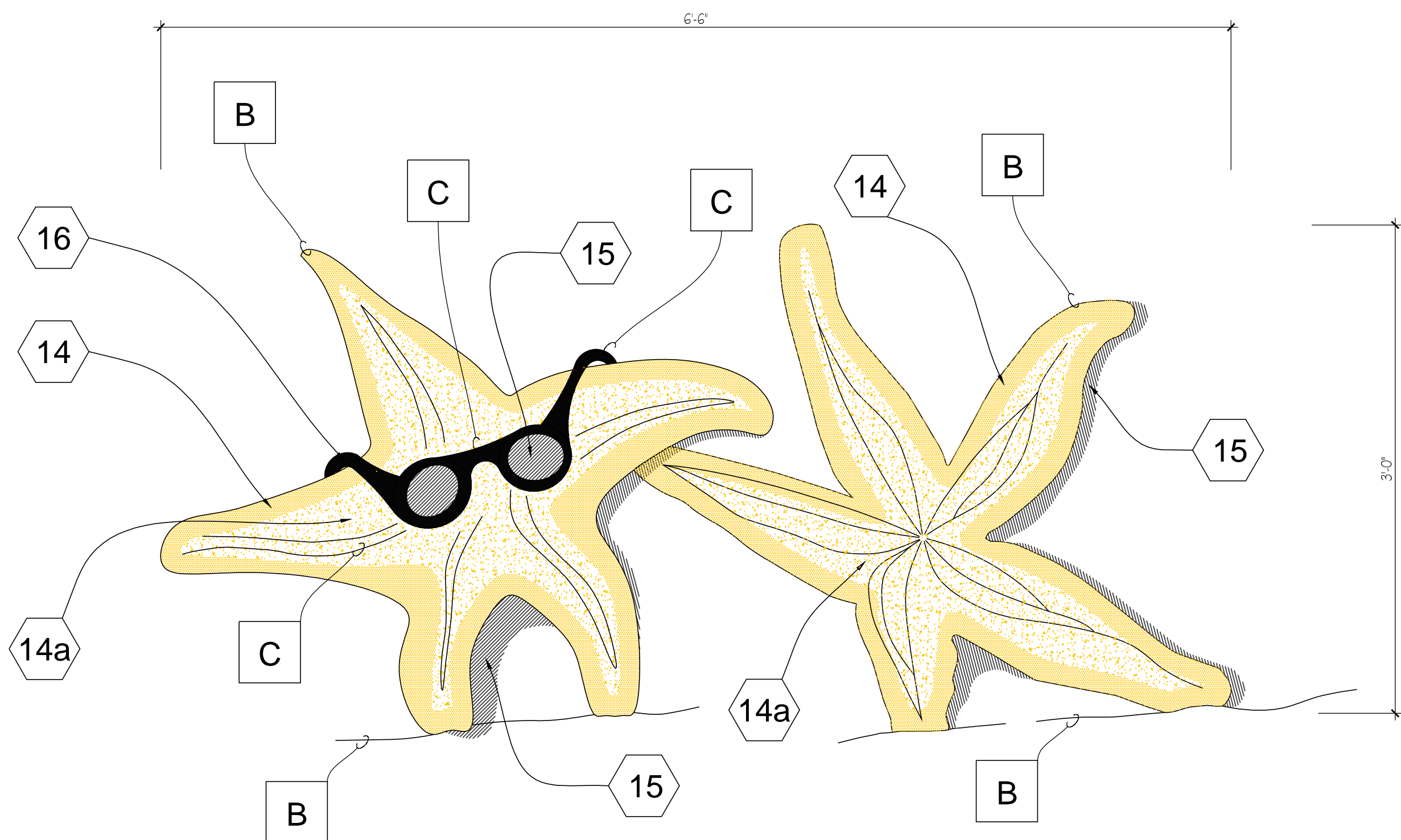
Terrazzo Topping to be Terroxy Crystal Clear Resin with 100% Crystal Glass



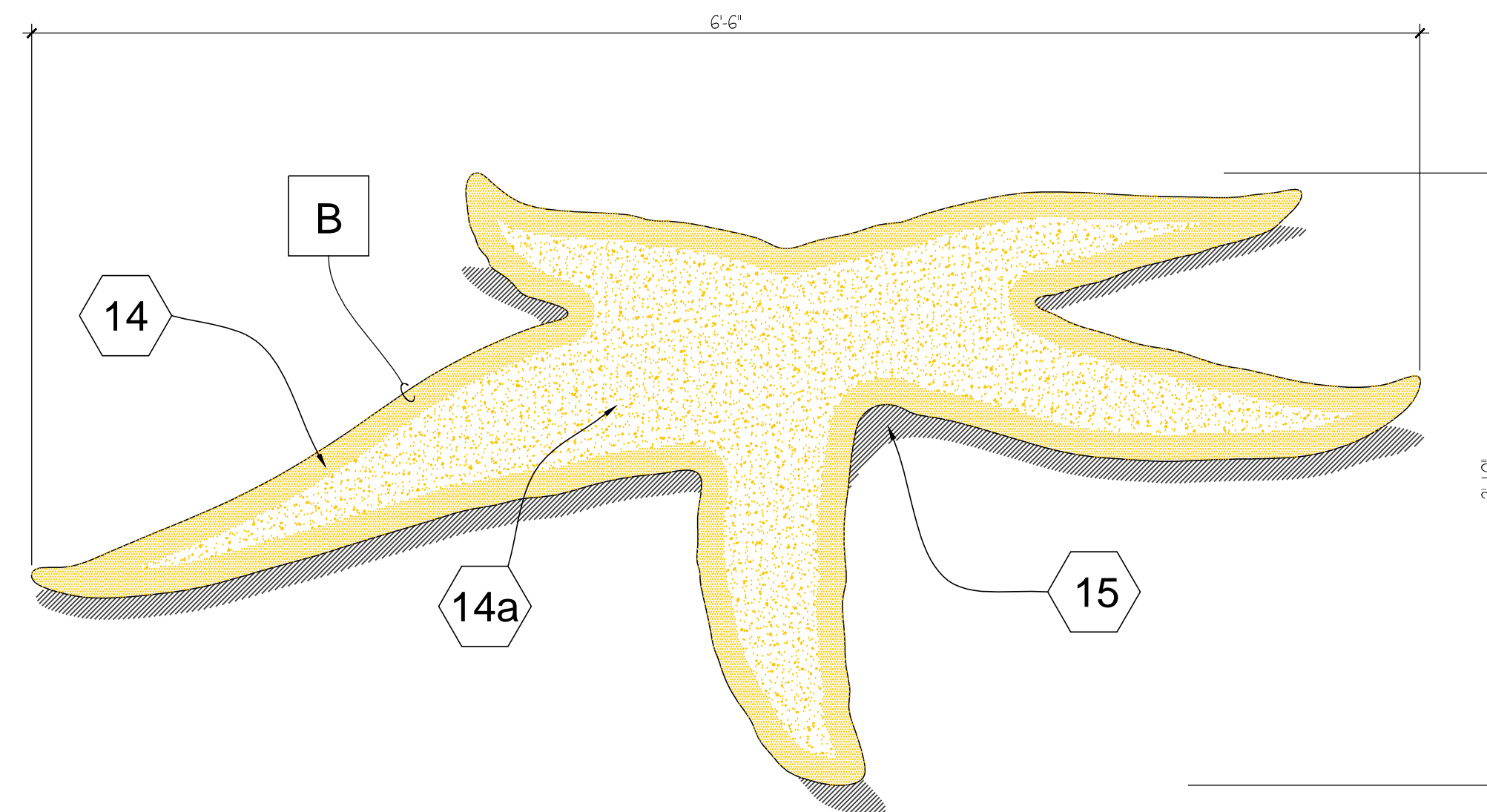
LEGEND		
○ TZ1		MAIN CONCOURSE OFF-WHITE: MATCH EXISTING
○ TZ2		DOVE GRAY - MAIN AREA
○ TZ3		MATRIX WHITE: MATCH EXISTING
○ TZ4		DARKEST SEA
○ TZ5		DEEP SEA
○ TZ6		MEDIUM SEA
○ TZ7		SHALLOW SEA
○ TZ8		INLAND & SHORE WATERS
○ TZ9		"SILVER"
○ TZ10		COASTLINE
○ TZ11		DARK GREEN
○ TZ12		LIGHT GREEN
○ TZ13		LINEN
○ TZ14		LIGHT GOLD (1/4" W LG AGGREGATE FOR STARFISH)
○ TZ15		SHADOWS
○ TZ16		BLACK
○ TZ17		RED
○ TZ18		NEW AQUA
○ TZ19		NEW SKY BLUE
○ TZ20		NOT USED
□ TZ BASE	NOT SHOWN	FLOOR BOARDS MATCH 'TZ 2' THROUGHOUT, MATCH EXISTING
□ STRIP A		ALUM 3/8" X 3/8"
□ STRIP B		ALUM 3/8" X 1/4"
□ STRIP C		ALUM 3/8" X 1/8"
□ STRIP D		ALUM 3/8" X 1/6" GAUGE (TYPICAL: ALL SHORLINE, INLAND WATERS & RIVERS)
□ STRIP E		BRASS 3/8" X 1/4"
□ STRIP F		BRASS 3/8" X 1/8"
□ STRIP G		ZINC 3/8" X 1/6" GAUGE
□ STRIP H		BRASS 1/2" (TYPICAL: ALL LONG/LAT. LINES)
□ STRIP I		BRASS 1/16"
□ STRIP K		BRASS 3/8" X 3/8"
□ STRIP Y		MATCH EXISTING CONCOURSE
□ STRIP X		NO DIVIDER STRIP LINES INDICATE TZO COLOR TRANSITIONS ONLY.

NOTE: PRINTED COLORS ARE NOT REPRESENTATIVE OF INSTALLED PRODUCT. (SEE PHYSICAL CONTROL SAMPLES)

3 FABRICATION OF CLEAR EPOXY RESIN OVER TINTED MEMBRANE  
SCALE: NTS



1 TZO ART - STAR CARTOON  
SCALE: 1-1/2" = 1'-0"




2 TZO ART - STARFISH  
SCALE: 1-1/2" = 1'-0"



10748 Deerswood Park Blvd South  
Jacksonville, Florida 32256  
904-256-2500 FAX 904-256-2502  
www.rsandh.com  
FL Cert. No. AKC001886 - EB0005620 - LC0000210



TALLAHASSEE  
INTERNATIONAL  
AIRPORT  
TALLAHASSEE, FLORIDA



Kelly Taafe Design  
KELLY TAAFFE DESIGN

Lic# ID 0002289  
FL# 13 0001146  
kelly@kellytaaffedesign.com  
Tel.: 813.695.5049  
Fax: 813.805.2371

TERMINAL  
REHABILITATION  
- PHASE 2.

REVISIONS		
NO.	DESCRIPTION	DATE


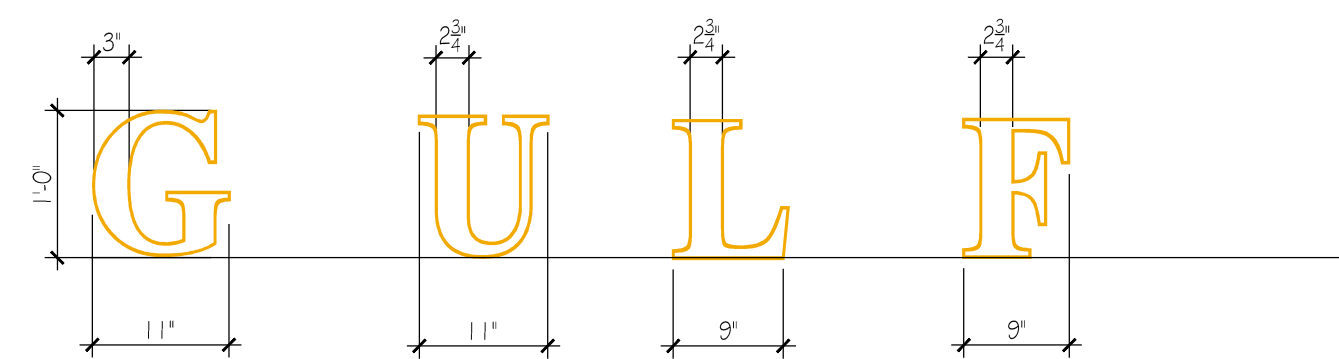
DATE ISSUED: MAY 6, 2016  
REVIEWED BY:  
DRAWN BY:  
DESIGNED BY:  
AEP PROJECT NUMBER  
201-0001-001  
© 2014 RS&H, INC.  
SHEET TITLE

MAIN FLOOR  
TZO DETAILS  
SEA CREATURES

SHEET NUMBER

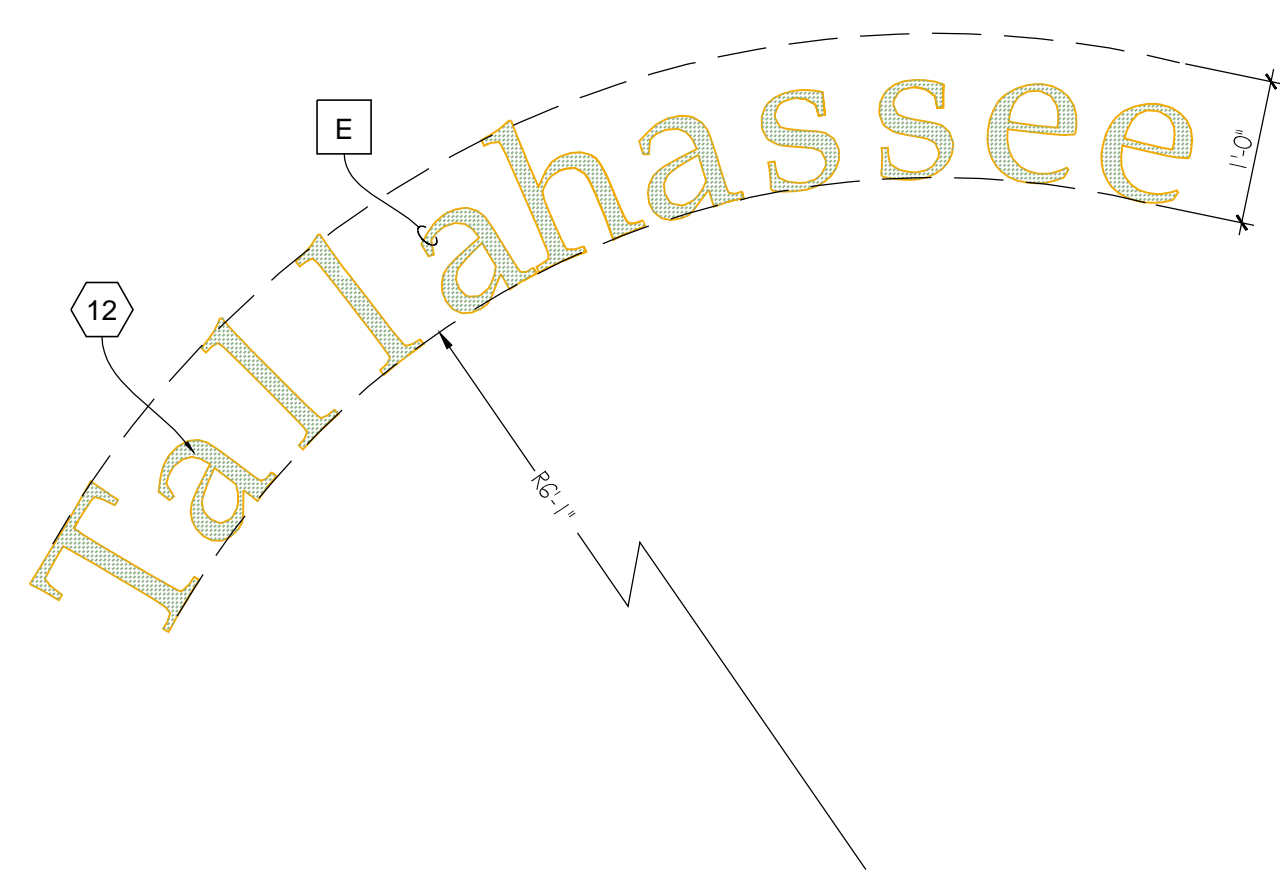
INT-127

BID DOCUMENTS



2 TZO - FONTS GULF OF MEXICO  
A128 SCALE: 1-1/2" = 1'-0"

**LATITUDES:** 30°30', 30°00', 30°, 29°30'  
**LONGITUDES:** 87°30', 87°00', 86°30', 85°30', 85°00', 84°30'



1 TZO FONTS- TALLAHASSEE  
A128 SCALE: 3/4" = 1'-0"

3 TZO FONTS- NAMES AND LABELS  
A125 SCALE: 1-1/2" = 1'-0"

CHOCTAWHATCHEE BAY (3")  
 PENSACOLA BAY (3")  
 APALACHICOLA BAY (3")  
 PERDIDO BAY (2")  
 FLORIDA (3")  
 APALACHEE BAY (4")  
 ST GEORGE SOUND (3")  
 ST. ANDREWS BAY (3")  
 ST JOSEPH BAY (3")  
 ALABAMA (3")

ALL LONGITUDE AND LATITUDE NUMBERS EMBEDDED IN MAP TO BE SOLID BRASS WATERJET CUT 7" HEIGHT, FONT STYLE BOOK ANTIQUA.

ALL PANHANDLE BAY'S AND SOUND'S NAMES, EMBEDDED IN MAP. ALL FONTS TO BE ALUM WATER JET, IN SIZE (HEIGHT) AS NOTED (0") ON PLAN. FONT STYLE: 'BOOK ANTIQUA'

LEGEND	
○ T21	MAIN CONCOURSE OFF-WHITE: MATCH EXISTING
○ T22	DOVE GRAY - MAIN AREA
○ T23	MATRIX WHITE: MATCH EXISTING
○ T24	DARKEST SEA
○ T25	DEEP SEA
○ T26	MEDIUM SEA
○ T27	SHALLOW SEA
○ T28	INLAND & SHORE WATERS
○ T29	"SILVER"
○ T210	COASTLINE
○ T211	DARK GREEN
○ T212	LIGHT GREEN
○ T213	LINEN
○ T214	LIGHT GOLD (14A: W/ LG AGGREGATE FOR STARFISH)
○ T215	SHADOWS
○ T216	BLACK
○ T217	RED
○ T218	NEW AQUA
○ T219	NEW SKY BLUE
○ T220	NOT USED
□ T2 BASE	NOT SHOWN FLOOR BOARDS MATCH 'T2 2" THROUGHOUT, MATCH EXISTING
□ STRIP A	ALUM 3/8" X 3/8"
□ STRIP B	ALUM 3/8" X 1/4"
□ STRIP C	ALUM 3/8" X 1/8"
□ STRIP D	ALUM 3/8" X 1/6" GUAGE (TYPIC: ALL SHORLINE, INLAND WATERS & RIVERS)
□ STRIP E	BRASS 3/8" X 1/4"
□ STRIP F	BRASS 3/8" X 1/8"
□ STRIP G	ZINC 3/8" X 1/6" GUAGE
□ STRIP H	BRASS 1/2" (TYPICAL: ALL LONG./LAT. LINES)
□ STRIP I	BRASS 1/16"
□ STRIP K	BRASS 3/8" X 3/8"
□ STRIP Y	MATCH EXISTING CONCOURSE
□ STRIP X	NO DIVIDER STRIP, LINES INDICATE TZO COLOR TRANSITIONS ONLY.

NOTE: PRINTED COLORS ARE NOT REPRESENTATIVE OF INSTALLED PRODUCT. (SEE PHYSICAL CONTROL SAMPLES)

**GENERAL NOTE:**

WATERJET CUT LETTERS.  
 ALL WATERJET CUT METAL LETTERS & NUMBERS SHALL BE 3/8" OVER ALL THICKNESS INCLUDING MESH MOUNTING BASE, SO THAT THEY ARE COMPLETELY FLUSH WITH THE FACE OF THE EPOXY RESIN TERRAZZO POURED AROUND THEM.



10748 Deerswood Park Blvd South  
 Jacksonville, Florida 32256  
 904-256-2500 FAX 904-256-2502  
 www.rsandh.com  
 FL Cert. Nos. AKC001888 - EB0005620 - LC0000210



TALLAHASSEE  
 INTERNATIONAL  
 AIRPORT  
 TALLAHASSEE, FLORIDA



KTD Inc.  
 Kelly Taaffe Design  
 KELLY TAAFFE DESIGN

Lic# ID 0002289  
 FL# 13 0001146  
 Kelly@kellytaaffedesign.com  
 Tel.: 813.695.5049  
 Fax: 813.805.2371

TERMINAL  
 REHABILITATION  
 -PHASE 2.

REVISIONS		
NO.	DESCRIPTION	DATE

DATE ISSUED: MAY 6, 2016  
 REVIEWED BY:  
 DRAWN BY:  
 DESIGNED BY:

AEP PROJECT NUMBER  
 201-0001-001  
 © 2014 RS&H, INC.  
 SHEET TITLE

MAIN FLOOR  
 ENTRANCE  
 TZO DETAILS

SHEET NUMBER

INT-128

BID DOCUMENTS