

SPECIFICATION AND DESIGN OF REQUIRED SUBMITTAL SAMPLES.

SAMPLES MUST BE GROUND, POLISHED AND FINISHED AS PER THE BID SPEC INCLUDING AT LEAST FOUR COATS OF SPARTAN TERRA GLAZE (UNTIL SHINY).
 GENERAL NOTE: THE DESIGN IS A LARGE SCALE MAP WITH GRADIENT EFFECT AT THE WATER, SHOWING IT GETTING DEEPER. TO ACHIEVE THIS, DO ELONGATED SAMPLES AS SPECIFIED, CHANGING COLORS OF TINTED MEMBRANES AND SUBTLY CHANGING AGGREGATES AS SPECIFIED.



10748 Deerewood Park Blvd South
 Jacksonville, Florida 32256
 904-256-2500 FAX 904-256-2502
 www.rsandh.com
 FL Cert. No. AKC001888 - EB0005620 - LC0000210



TALLAHASSEE
 INTERNATIONAL
 AIRPORT
 TALLAHASSEE, FLORIDA



Lic# ID 0002289
 FL# 13 0001146
 Kelly@kellytaaffedesign.com
 Tel.: 813.695.5049
 Fax: 813.805.2371

TERMINAL
 REHABILITATION
 -PHASE 2.

REVISIONS		
NO.	DESCRIPTION	DATE
1	ADDENDUM No. 2	6/1/16

DATE ISSUED: MAY 6, 2016
 REVIEWED BY:
 DRAWN BY:
 DESIGNED BY:

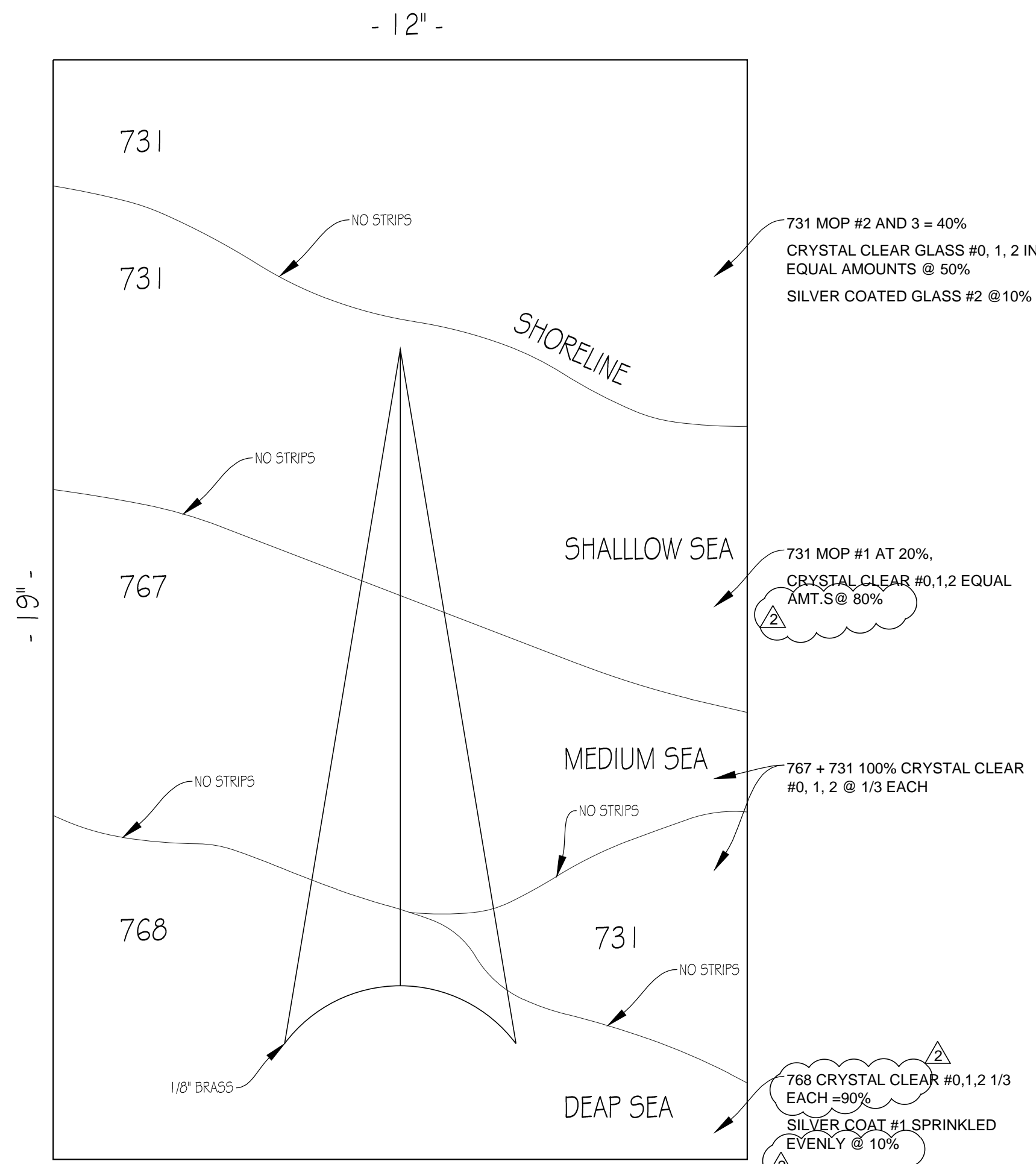
AEP PROJECT NUMBER
 201-0001-001
 © 2014 RS&H, INC.
 SHEET TITLE

MAIN FLOOR
 TZO SAMPLES

SHEET NUMBER

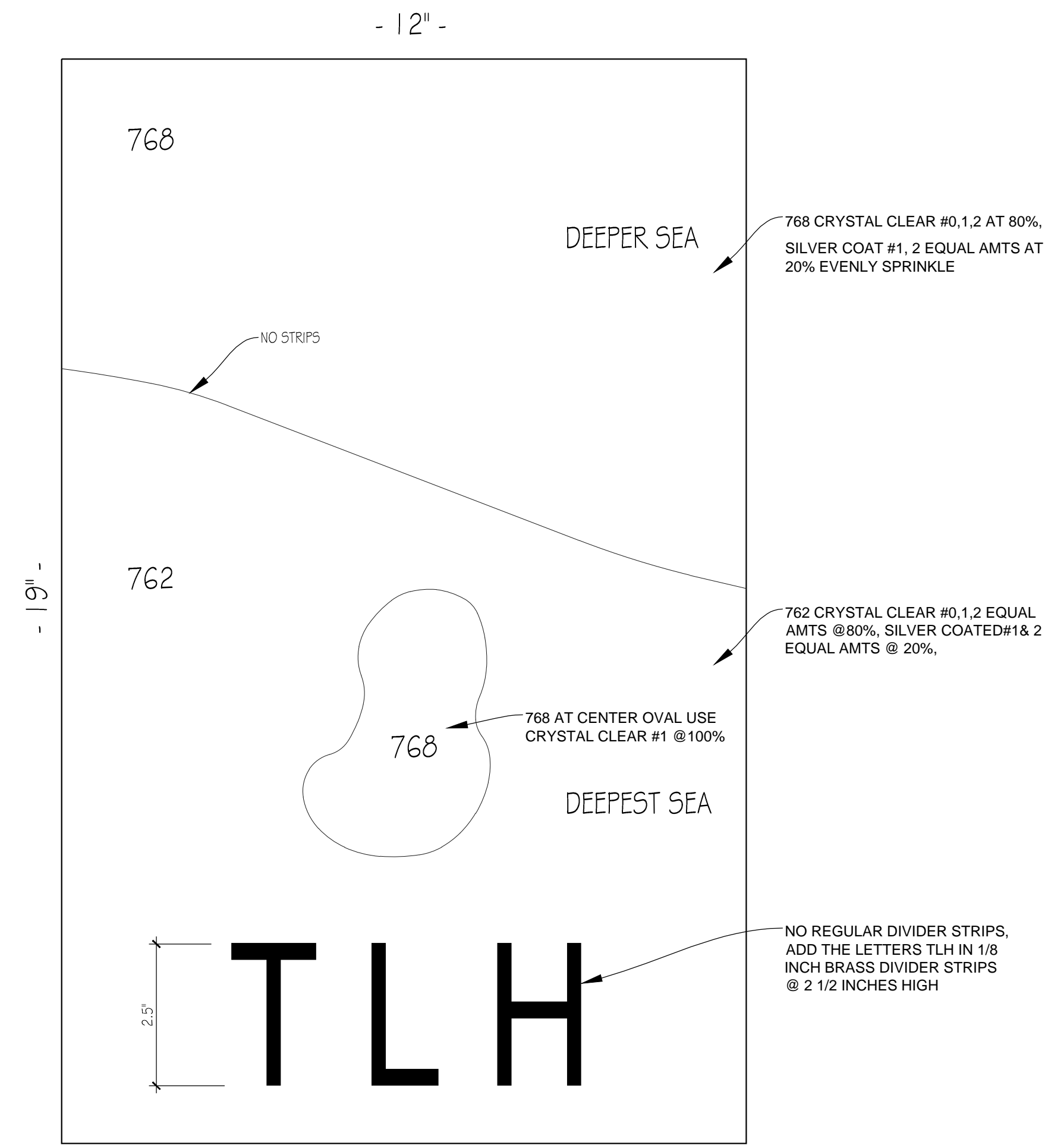
INT-125

BID DOCUMENTS



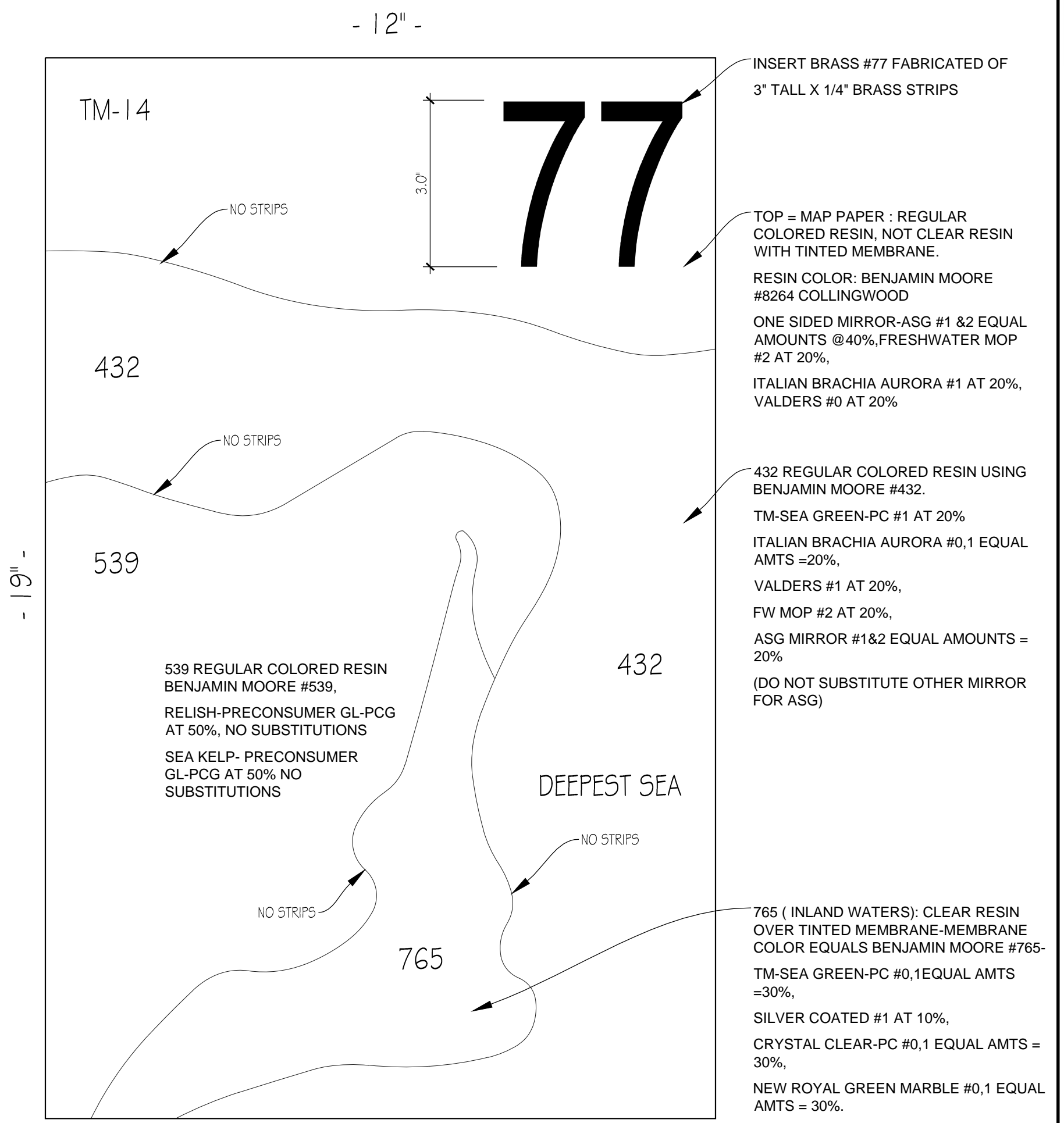
SAMPLE A-12" X 19"
 USE THE FOLLOWING BENJAMIN MOORE PAINT COLORS FOR TINTED MEMBRANE AND UV RATED CLEAR RESIN
 #731, 767, 768.
 INSERT ONE POINT OF OUR COMPASS ROSE AS SHOWN, USING 1/8 INCH BRASS DIVIDER STRIPS, REFERENCE COMPASS ROSE ATTACHED.
 NOTE: NO STRIPS WHERE DEPTHS CHANGE, DESIRED LOOK IS WATER GRADUALLY DEEPENING

1 TZO SAMPLE A
 SCALE: 6" = 1'-0"



SAMPLE B, 12" X 19",
 USE THE FOLLOWING BENJAMIN MOORE PAINT COLORS FOR TINTED MEMBRANE:
 # 768 AND 762

2 TZO SAMPLE B
 SCALE: 6" = 1'-0"



SAMPLE C, 12" X 19",
 SHORELINE, INLAND WATERS, LAND AREA.

3 TZO SAMPLE C
 SCALE: 6" = 1'-0"