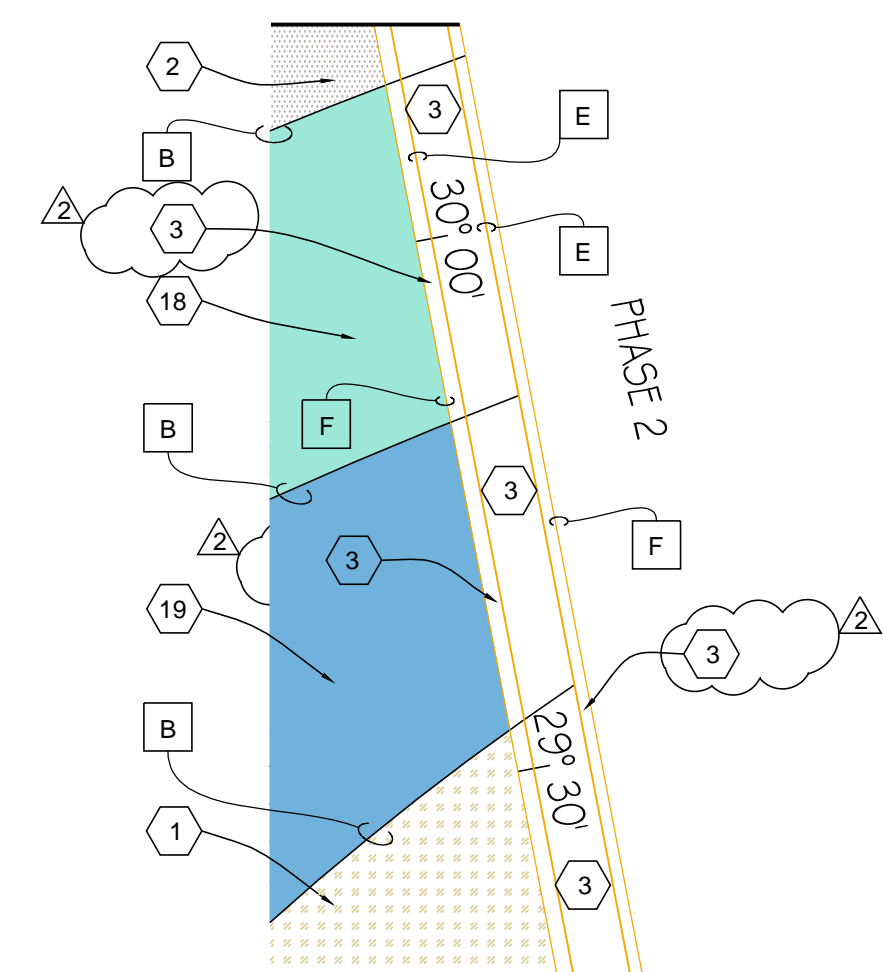


LEGEND		
○ TZ1	MAIN CONCOURSE OFF-WHITE: MATCH EXISTING	
○ TZ2	DOVE GRAY - MAIN AREA	
○ TZ3	MATRIX WHITE: MATCH EXISTING	
○ TZ4	DARKEST SEA	
○ TZ5	DEEP SEA	
○ TZ6	MEDIUM SEA	
○ TZ7	SHALLOW SEA	
○ TZ8	INLAND & SHORE WATERS	
○ TZ9	"SILVER"	
○ TZ10	COASTLINE	
○ TZ11	DARK GREEN	
○ TZ12	LIGHT GREEN	
○ TZ13	LINEN	
○ TZ14	LIGHT GOLD (1/4" W/ LG AGGREGATE FOR STARFISH)	
○ TZ15	SHADOWS	
○ TZ16	BLACK	
○ TZ17	RED	
○ TZ18	NEW AQUA	
○ TZ19	NEW SKY BLUE	
○ TZ20	NOT USED	
□ TZ BASE NOT SHOWN	FLOOR BOARDS MATCH 'TZ 2" THROUGHOUT, MATCH EXISTING	
□ STRIP A	ALUM 3/8" X 3/8"	
□ STRIP B	ALUM 3/8" X 1/4"	
□ STRIP C	ALUM 3/8" X 1/8"	
□ STRIP D	ALUM 3/8" X 1/6 GAUGE (TYPICAL: ALL SHORLINE, INLAND WATERS & RIVERS)	
□ STRIP E	BRASS 3/8" X 1/4"	
□ STRIP F	BRASS 3/8" X 1/8"	
□ STRIP G	ZINC 3/8 X 1/6 GAUGE	
□ STRIP H	BRASS 1/2" (TYPICAL: ALL LONG/LAT. LINES)	
□ STRIP I	BRASS 1/16"	
□ STRIP K	BRASS 3/8" X 3/8"	
□ STRIP Y	MATCH EXISTING CONCOURSE	
□ STRIP X	NO DIVIDER STRIP LINES INDICATE TZO COLOR TRANSITIONS ONLY.	

NOTE: PRINTED COLORS ARE NOT REPRESENTATIVE OF INSTALLED PRODUCT. (SEE PHYSICAL CONTROL SAMPLES)



EAST TRANSITION MIRRORED

1 MAIN FLOOR ENTRANCE
A123 SCALE: 1/8" = 1'-0"

1 MAIN FLOOR WEST TRANSITION
A123 SCALE: 1/4" = 1'-0"



10748 Deerwood Park Blvd South
Jacksonville, Florida 32256
904-256-2500 FAX 904-256-2502
www.rsandh.com
FL Cert. No. AKC001888 - EB0005620 - LC0000210



TALLAHASSEE
INTERNATIONAL
AIRPORT
TALLAHASSEE, FLORIDA



Lic# ID 0002289
FL# 13 0001146
kelly@kellytaaffedesign.com
Tel.: 813.695.5049
Fax: 813.805.2371

TERMINAL
REHABILITATION
- PHASE 2.

REVISIONS		
NO.	DESCRIPTION	DATE
1	ADDENDUM No. 2	6/1/16

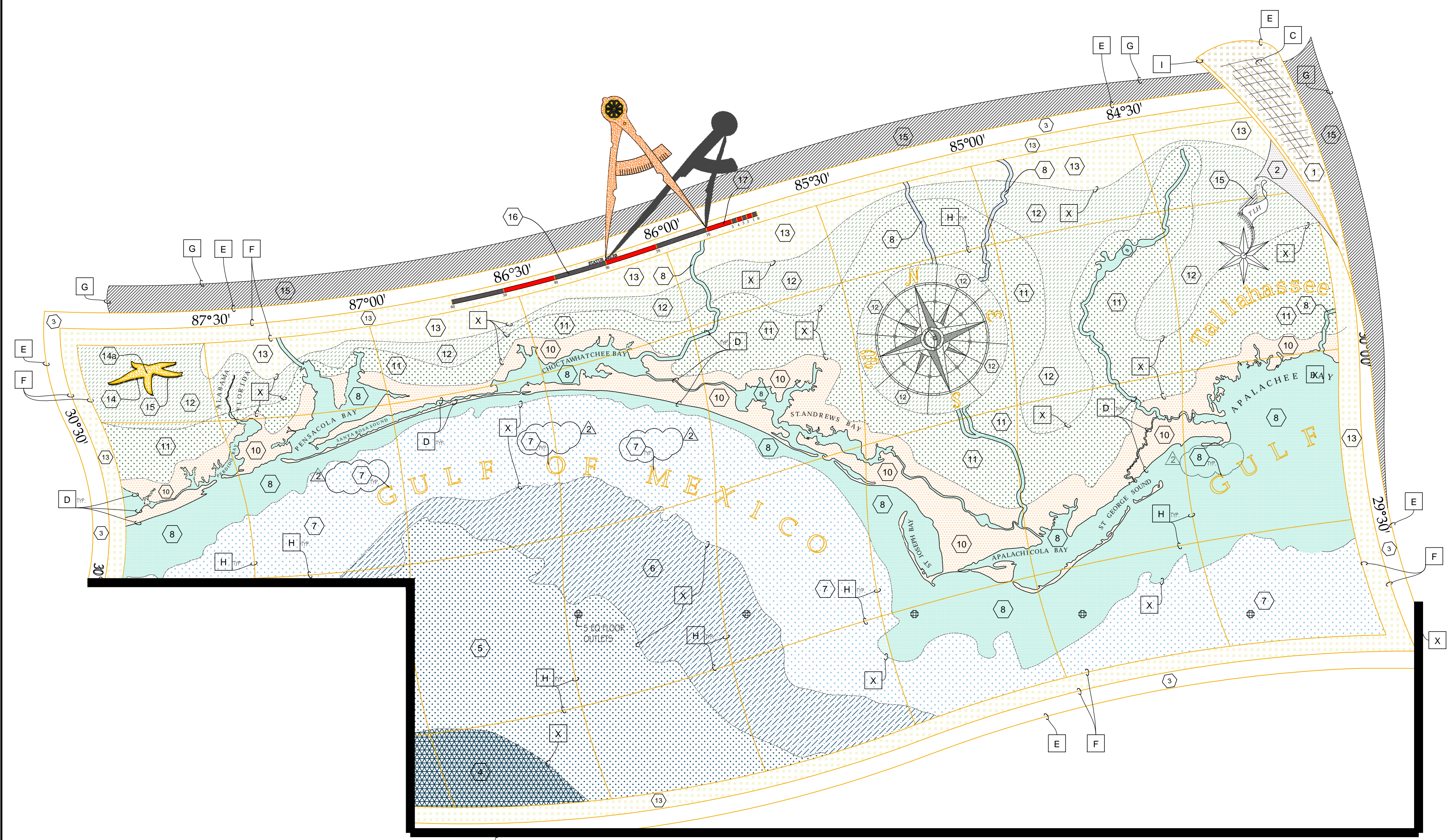
DATE ISSUED: MAY 6, 2016
REVIEWED BY:
DRAWN BY:
DESIGNED BY:

AEP PROJECT NUMBER
201-0001-001
© 2014 RS&H, INC.

SHEET TITLE
MIAN FLOOR
SECURITY
TZO DESIGN

SHEET NUMBER
INT-123

BID DOCUMENTS



LEGEND		
○ T21	[Pattern]	MAIN CONCOURSE OFF-WHITE: MATCH EXISTING!
○ T22	[Pattern]	DOVE GRAY - MAIN AREA
○ T23	[Pattern]	MATRIX WHITE: MATCH EXISTING
○ T24	[Pattern]	DARKEST SEA
○ T25	[Pattern]	DEEP SEA
○ T26	[Pattern]	MEDIUM SEA
○ T27	[Pattern]	SHALLOW SEA
○ T28	[Pattern]	INLAND & SHORE WATERS
○ T29	[Pattern]	"SILVER"
○ T210	[Pattern]	COASTLINE
○ T211	[Pattern]	DARK GREEN
○ T212	[Pattern]	LIGHT GREEN
○ T213	[Pattern]	LINEN
○ T214	[Pattern]	LIGHT GOLD (1/4A: W/ LG AGGREGATE FOR STARFISH)
○ T215	[Pattern]	SHADOWS
○ T216	[Pattern]	BLACK
○ T217	[Pattern]	RED
○ T218	[Pattern]	NEW AQUA
○ T219	[Pattern]	NEW SKY BLUE
○ T220	[Pattern]	NOT USED
□ T2 BASE	NOT SHOWN	FLOOR BOARDS MATCH 'T2 2" THROUGHOUT, MATCH EXISTING
□ STRIP A	[Pattern]	ALUM 3/8" X 3/8"
□ STRIP B	[Pattern]	ALUM 3/8" X 1/4"
□ STRIP C	[Pattern]	ALUM 3/8" X 1/8"
□ STRIP D	[Pattern]	ALUM 3/8" X 1/6 GAUGE (TYPIC: ALL SHORLINE, INLAND WATERS & RIVERS)
□ STRIP E	[Pattern]	BRASS 3/8" X 1/4"
□ STRIP F	[Pattern]	BRASS 3/8" X 1/8"
□ STRIP G	[Pattern]	ZINC 3/8" X 1/6 GAUGE
□ STRIP H	[Pattern]	BRASS 1/2" (TYPICAL: ALL LONG/LAT. LINES)
□ STRIP I	[Pattern]	BRASS 1/16"
□ STRIP K	[Pattern]	BRASS 3/8" X 3/8"
□ STRIP Y	[Pattern]	MATCH EXISTING CONCOURSE
□ STRIP X	[Pattern]	NO DIVIDER STRIP LINES INDICATE T20 COLOR TRANSITIONS ONLY.

NOTE: PRINTED COLORS ARE NOT REPRESENTATIVE OF INSTALLED PRODUCT. (SEE PHYSICAL CONTROL SAMPLES)

RS&H

10748 Deerwood Park Blvd South
Jacksonville, Florida 32256
904-256-2500 FAX 904-256-2502
www.rsandh.com
FL Cert. No. AKC001888 • EB0005620 • LC0000210



TALLAHASSEE
INTERNATIONAL
AIRPORT
TALLAHASSEE, FLORIDA



Lic# ID 0002289
FL# 13 0001146
Kelly@kellytaaffdesign.com
Tel.: 813.695.5049
Fax: 813.805.2371

TERMINAL
REHABILITATION
-PHASE 2.

REVISIONS		
NO.	DESCRIPTION	DATE
1	ADDENDUM No. 2	6/1/16

DATE ISSUED: MAY 6, 2016
REVIEWED BY:
DRAWN BY:
DESIGNED BY:
AEP PROJECT NUMBER
201-0001-001
© 2014 RS&H, INC.
SHEET TITLE

MAIN FLOOR
ENTRANCE
ENLARGED MAP

SHEET NUMBER
INT-124

BID DOCUMENTS

1
A124
MAIN FLOOR ENLARGED MAP
SCALE: 1/4" = 1'-0"

SPECIFICATION AND DESIGN OF REQUIRED SUBMITTAL SAMPLES.

SAMPLES MUST BE GROUND, POLISHED AND FINISHED AS PER THE BID SPEC INCLUDING AT LEAST FOUR COATS OF SPARTAN TERRA GLAZE (UNTIL SHINY).
 GENERAL NOTE: THE DESIGN IS A LARGE SCALE MAP WITH GRADIENT EFFECT AT THE WATER, SHOWING IT GETTING DEEPER. TO ACHIEVE THIS, DO ELONGATED SAMPLES AS SPECIFIED, CHANGING COLORS OF TINTED MEMBRANES AND SUBTLY CHANGING AGGREGATES AS SPECIFIED.



10748 Deerewood Park Blvd South
 Jacksonville, Florida 32256
 904-256-2500 FAX 904-256-2502
 www.rsandh.com
 FL Cert. No. AKC001888 - EB0005620 - LC0000210



TALLAHASSEE
 INTERNATIONAL
 AIRPORT
 TALLAHASSEE, FLORIDA



Lic# ID 0002289
 FL# 13 0001146
 Kelly@kellytaaffedesign.com
 Tel.: 813.695.5049
 Fax: 813.805.2371

TERMINAL
 REHABILITATION
 -PHASE 2.

REVISIONS		
NO.	DESCRIPTION	DATE
1	ADDENDUM No. 2	6/1/16

DATE ISSUED: MAY 6, 2016

REVIEWED BY: _____

DRAWN BY: _____

DESIGNED BY: _____

AEP PROJECT NUMBER
 201-0001-001

© 2014 RS&H, INC.

SHEET TITLE

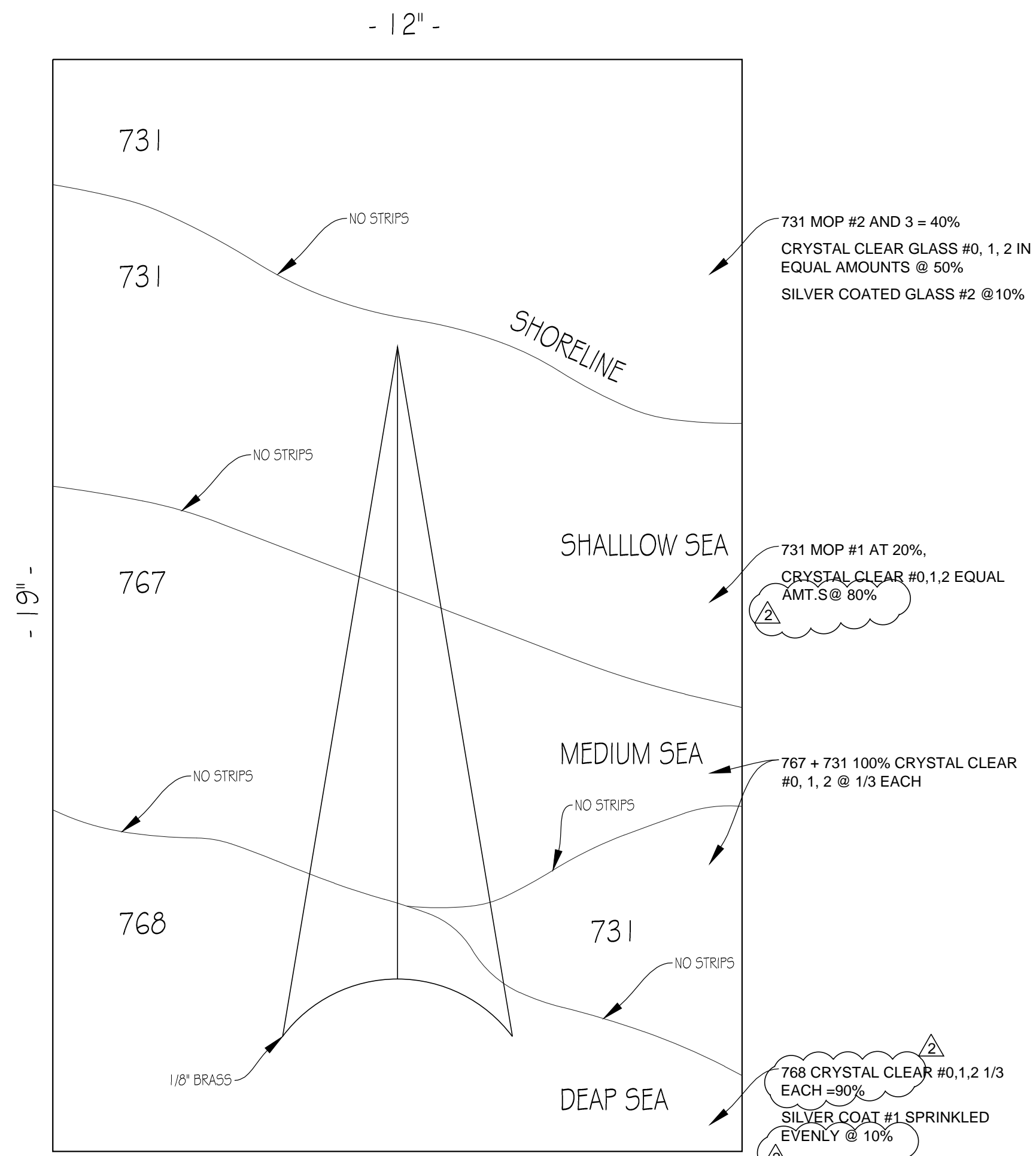
MAIN FLOOR

TZO SAMPLES

SHEET NUMBER

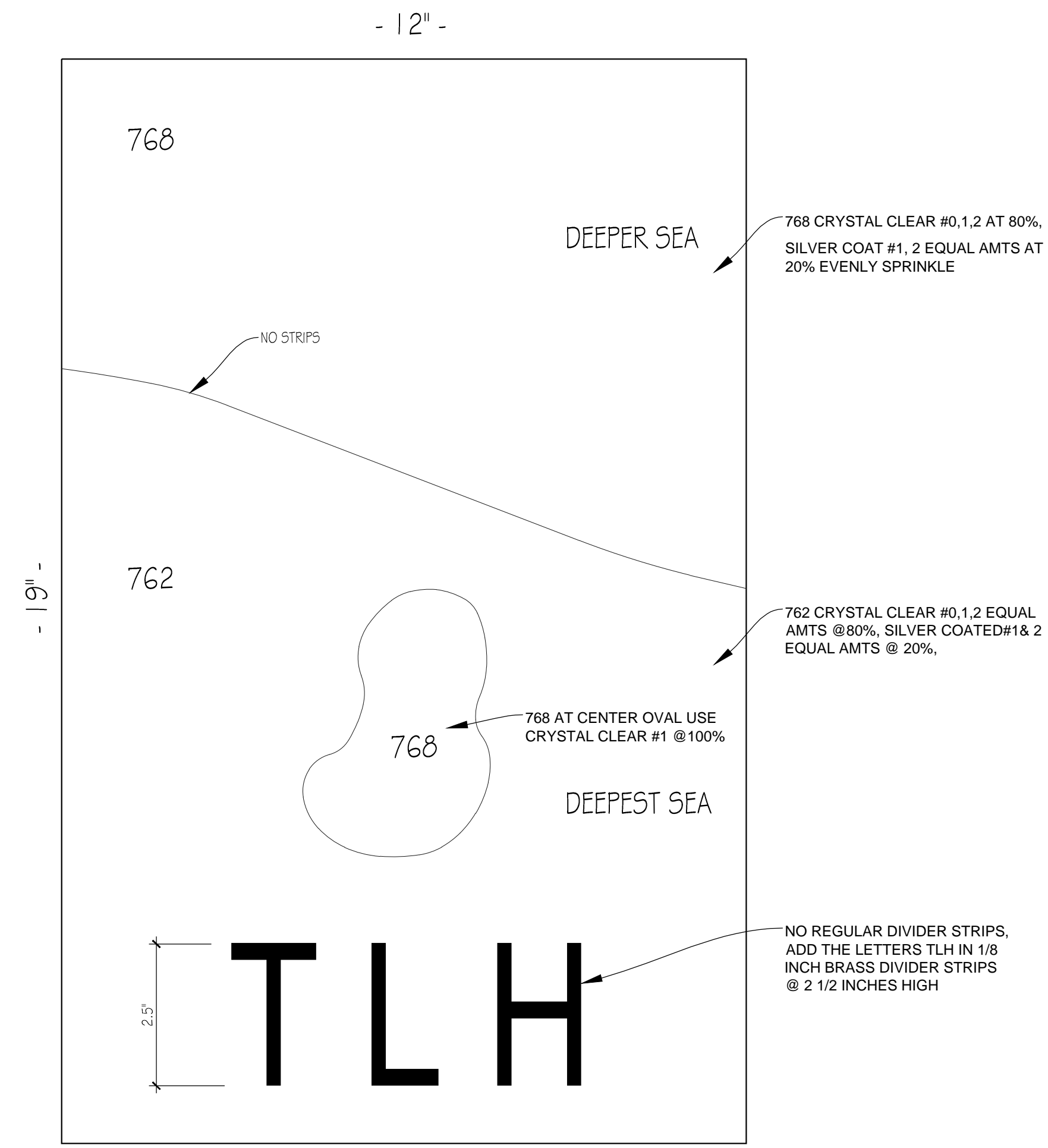
INT-125

BID DOCUMENTS



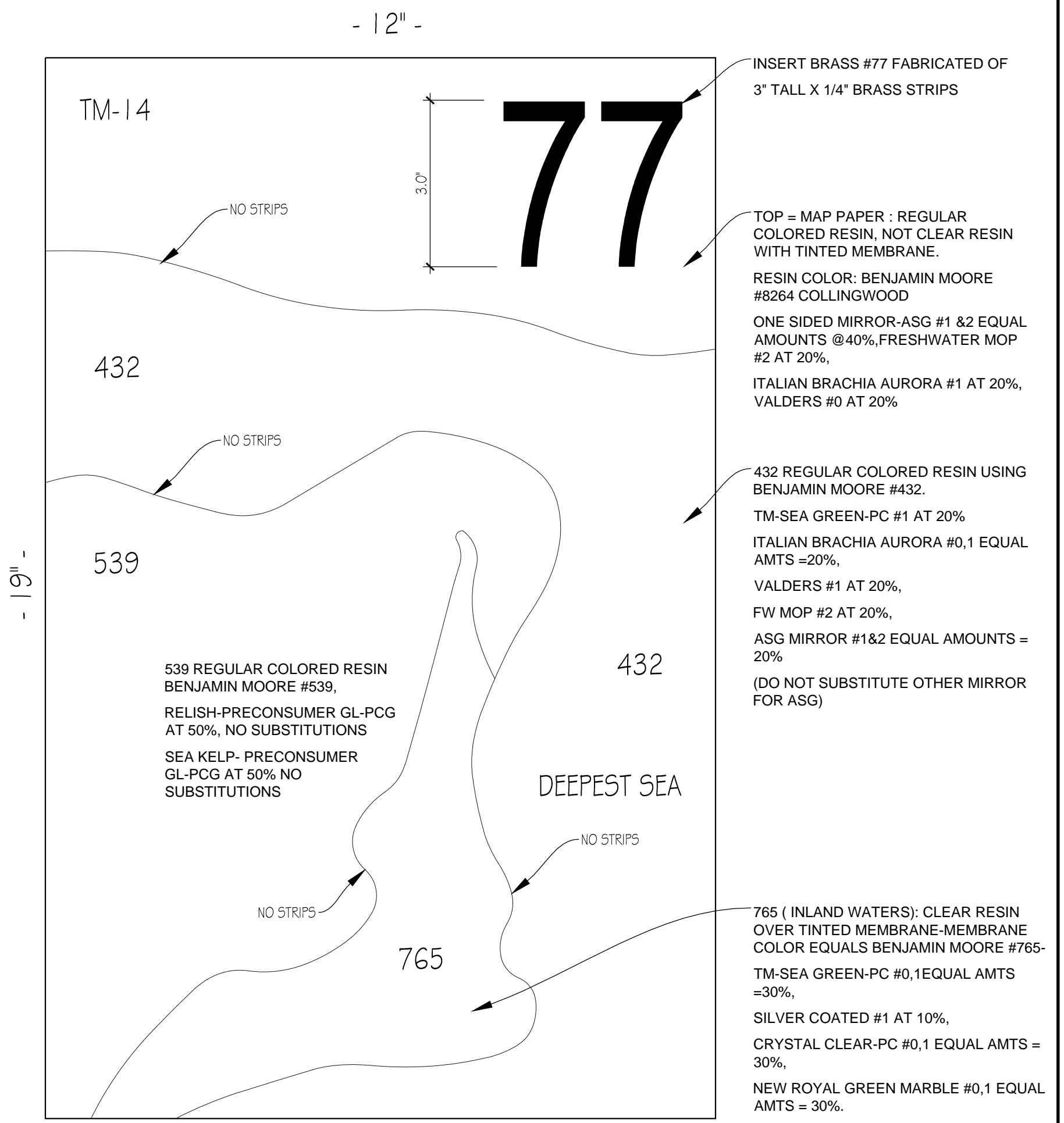
SAMPLE A-12" X 19"
 USE THE FOLLOWING BENJAMIN MOORE PAINT COLORS FOR TINTED MEMBRANE AND UV RATED CLEAR RESIN
 #731, 767, 768.
 INSERT ONE POINT OF OUR COMPASS ROSE AS SHOWN, USING 1/8 INCH BRASS DIVIDER STRIPS, REFERENCE COMPASS ROSE ATTACHED.
 NOTE: NO STRIPS WHERE DEPTHS CHANGE, DESIRED LOOK IS WATER GRADUALLY DEEPENING

1 TZO SAMPLE A
 SCALE: 6" = 1'-0"




SAMPLE B, 12" X 19",
 USE THE FOLLOWING BENJAMIN MOORE PAINT COLORS FOR TINTED MEMBRANE:
 # 768 AND 762

2 TZO SAMPLE B
 SCALE: 6" = 1'-0"



SAMPLE C, 12" X 19",
 SHORELINE, INLAND WATERS, LAND AREA.

3 TZO SAMPLE C
 SCALE: 6" = 1'-0"



Design
KELLY TAAFFE DESIGN

Lic# ID 0002289
FL# 13 0001146
Kelly@kellytaaffedesign.com
Tel.: 813.695.5049
Fax: 813.805.2371

TERMINAL REHABILITATION - PHASE 2.

REVISIONS		
NO.	DESCRIPTION	DATE
1	ADDENDUM No. 2	6/1/16

DATE ISSUED: MAY 6, 2016

REVIEWED BY:

DRAWN BY:

DESIGNED BY:

AEP PROJECT NUMBER
201-0001-001

© 2014 RS&H, INC.

SHEET TITLE

MAIN FLOOR ENTRANCE TZO DETAILS

SHEET NUMBER

INT-126

BID DOCUMENTS

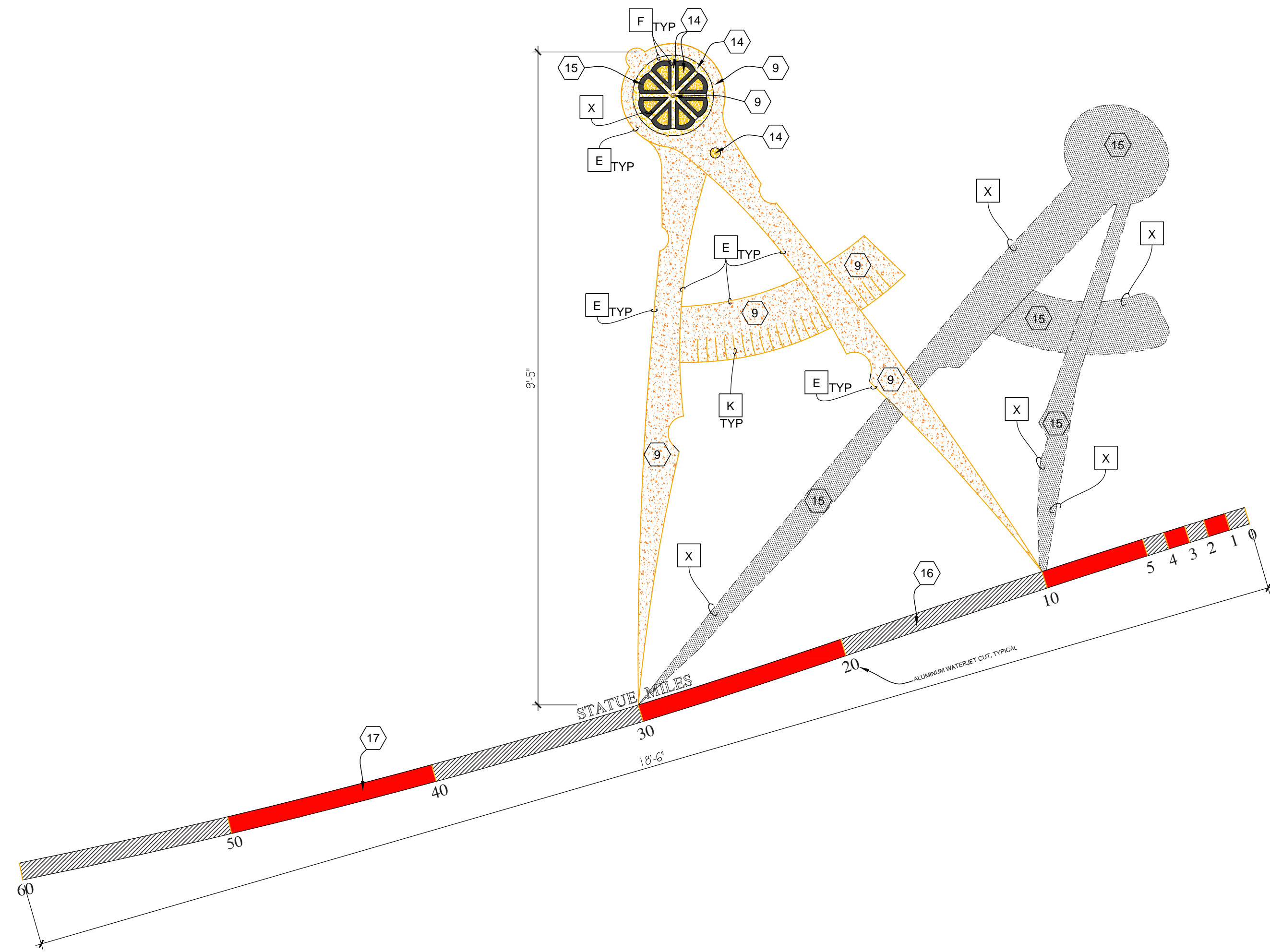
GENERAL NOTE:

WATERJET CUT LETTERS.

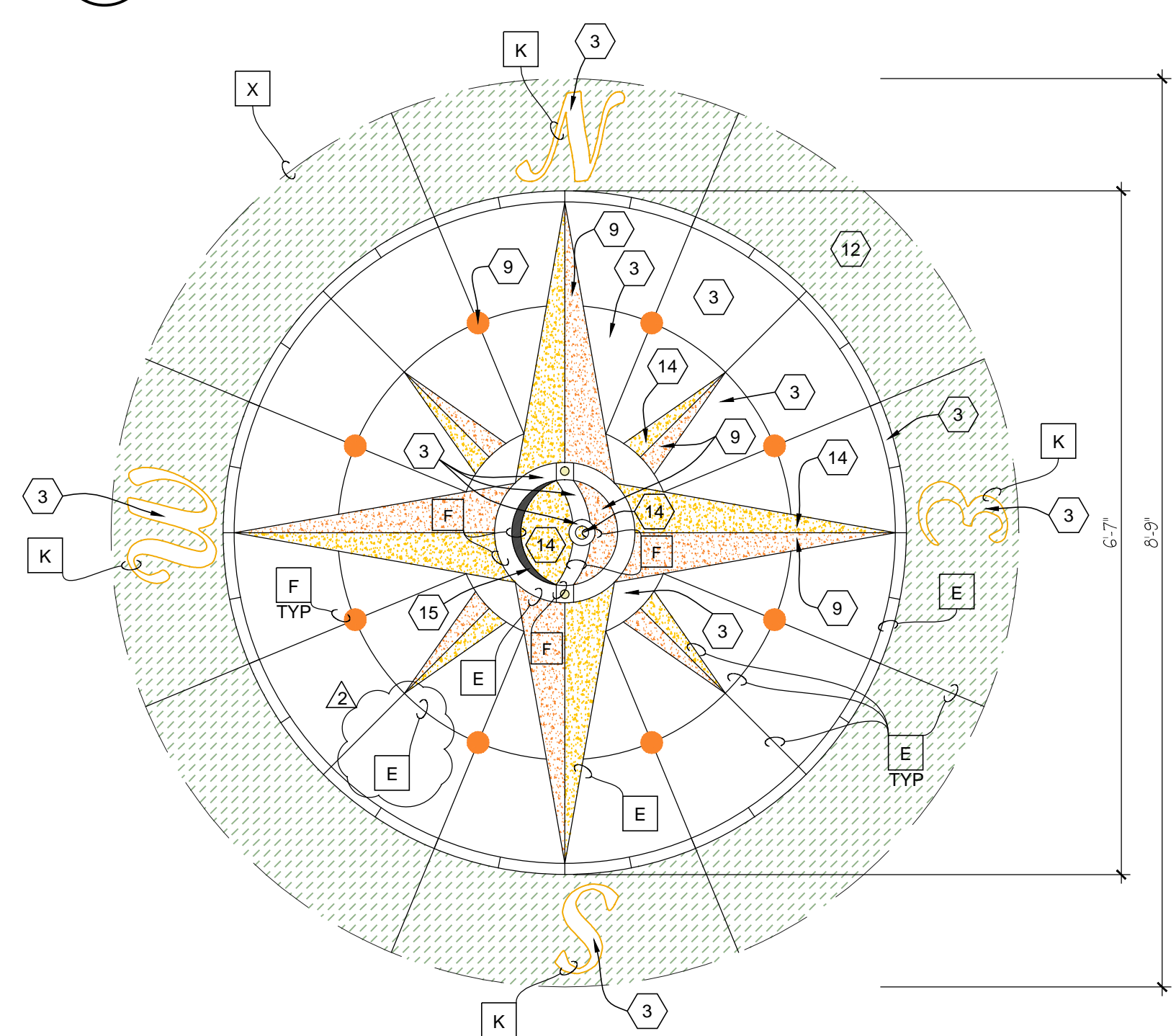
ALL WATERJET CUT METAL LETTERS & NUMBERS SHALL BE 3/8" OVER ALL THICKNESS INCLUDING MESH MOUNTING BASE, SO THAT THEY ARE COMPLETELY FLUSH WITH THE FACE OF THE EPOXY RESIN TERRAZZO POURED AROUND THEM.

LEGEND	
○ TZ1	MAIN CONCOURSE OFF-WHITE: MATCH EXISTING
○ TZ2	DOVE GRAY - MAIN AREA
○ TZ3	MATRIX WHITE: MATCH EXISTING
○ TZ4	DARKEST SEA
○ TZ5	DEEP SEA
○ TZ6	MEDIUM SEA
○ TZ7	SHALLOW SEA
○ TZ8	INLAND & SHORE WATERS
○ TZ9	"SILVER"
○ TZ10	COASTLINE
○ TZ11	DARK GREEN
○ TZ12	LIGHT GREEN
○ TZ13	LINEN
○ TZ14	LIGHT GOLD (1/4A: W/ LG AGGREGATE FOR STARFISH)
○ TZ15	SHADOWS
○ TZ16	BLACK
○ TZ17	RED
○ TZ18	NEW AQUA
○ TZ19	NEW SKY BLUE
○ TZ20	NOT USED
□ TZ BASE	NOT SHOWN FLOOR BOARDS MATCH 'TZ 2' THROUGHOUT, MATCH EXISTING
□ STRIP A	ALUM 3/8" X 3/8"
□ STRIP B	ALUM 3/8" X 1/4"
□ STRIP C	ALUM 3/8" X 1/8"
□ STRIP D	ALUM 3/8" X 1/6" GUAGE (TYPICAL: ALL SHORLINE, INLAND WATERS & RIVERS)
□ STRIP E	BRASS 3/8" X 1/4"
□ STRIP F	BRASS 3/8" X 1/8"
□ STRIP G	ZINC 3/8" X 1/6" GUAGE
□ STRIP H	BRASS 1/2" (TYPICAL: ALL LONG/LAT. LINES)
□ STRIP I	BRASS 1/16"
□ STRIP K	BRASS 3/8" X 3/8"
□ STRIP Y	MATCH EXISTING CONCOURSE
□ STRIP X	NO DIVIDER STRIP LINES INDICATE TZO COLOR TRANSITIONS ONLY.

NOTE: PRINTED COLORS ARE NOT REPRESENTATIVE OF INSTALLED PRODUCT. (SEE PHYSICAL CONTROL SAMPLES)

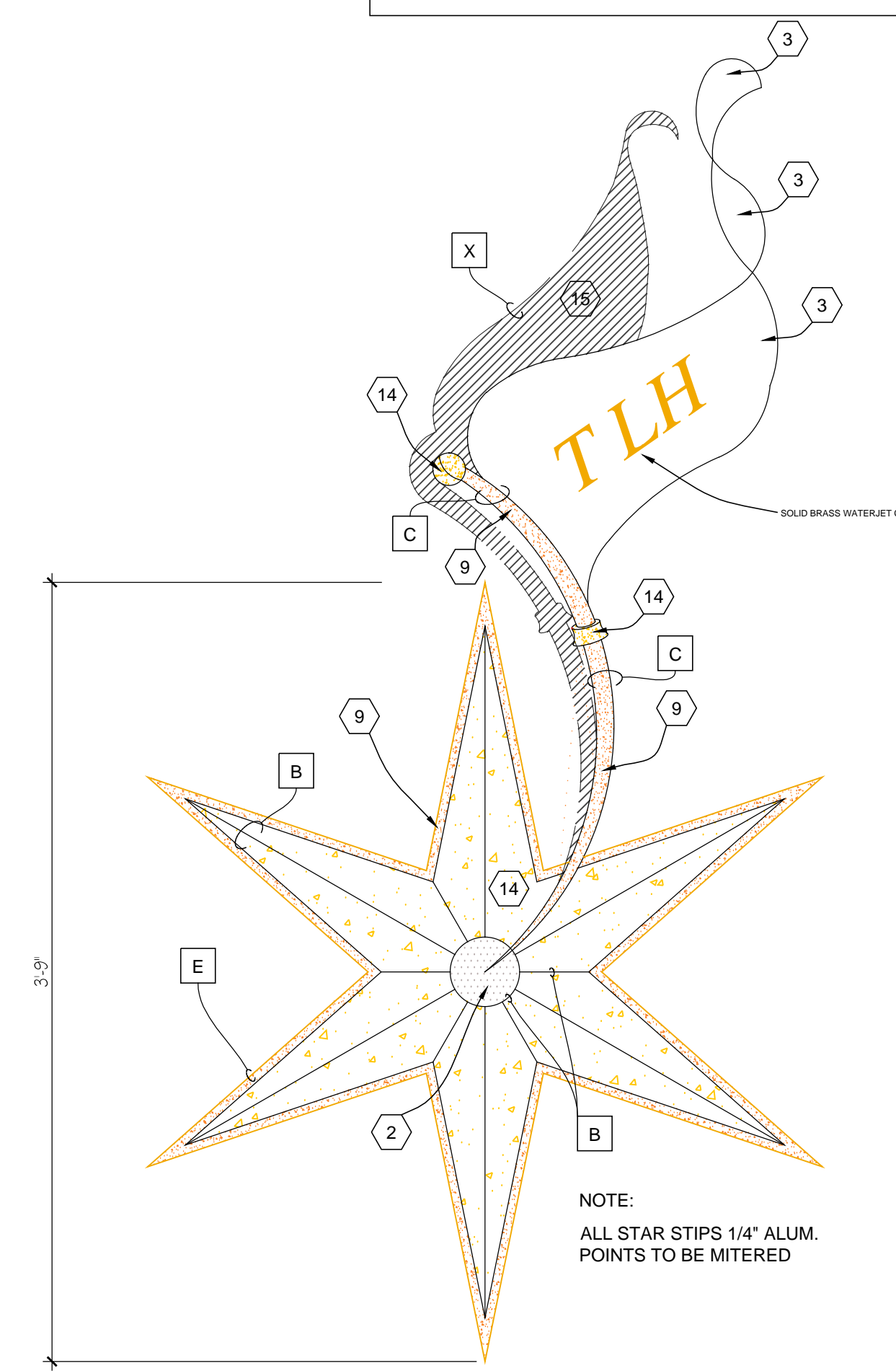


1 TZO ART - CALIPER
A126 SCALE: 3/4" = 1'-0"



ALL TAGS SHOWN IN THIS DETAIL ARE TO BE UNDERSTOOD AS TYPICAL AS THEY APPLY TO THE SYMMETRY OF THIS COMPASS ROSE.
ALL LINES NOT SEPARATELY TAGGED ARE 1/8" BRASS STRIPS RE: LEGEND STRIP "E"

2 TZO ART - COMPASS ROSE
A126 SCALE: 3/4" = 1'-0"




NOTE:
ALL STAR STIPS 1/4" ALUM.
POINTS TO BE MITERED

3 TZO ART - CAPITOL STAR
A126 SCALE: 1-1/2" = 1'-0"

Full Coverage Iso-Crack Membrane applied at 40 mil thickness. Membrane shall be tinted to designers approved Ben Moore Paint Colors.

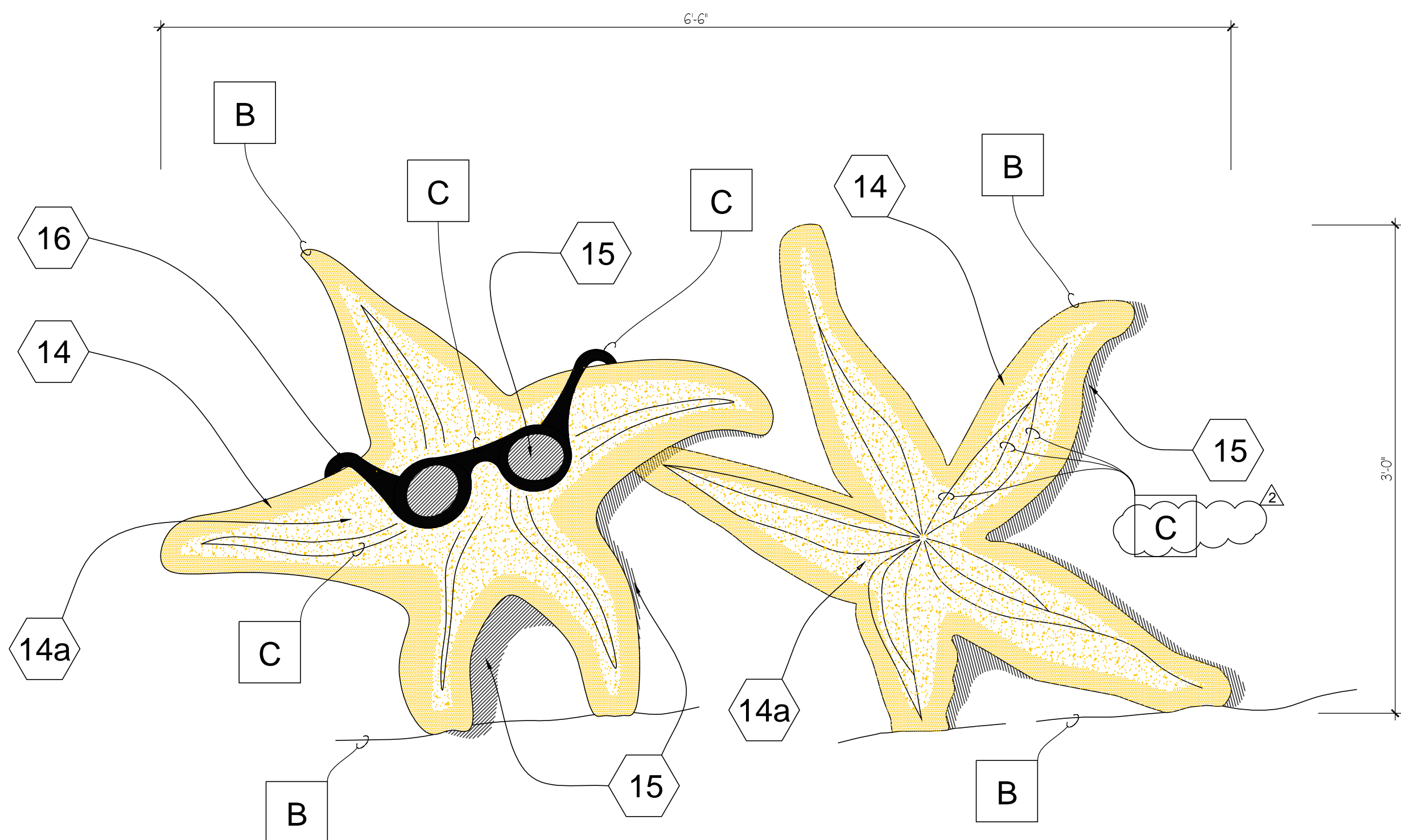
Terrazzo Topping to be Terroxy Crystal Clear Resin with 100% Crystal Glass OR AGGREGATES OTHERWISE SPECIFIED



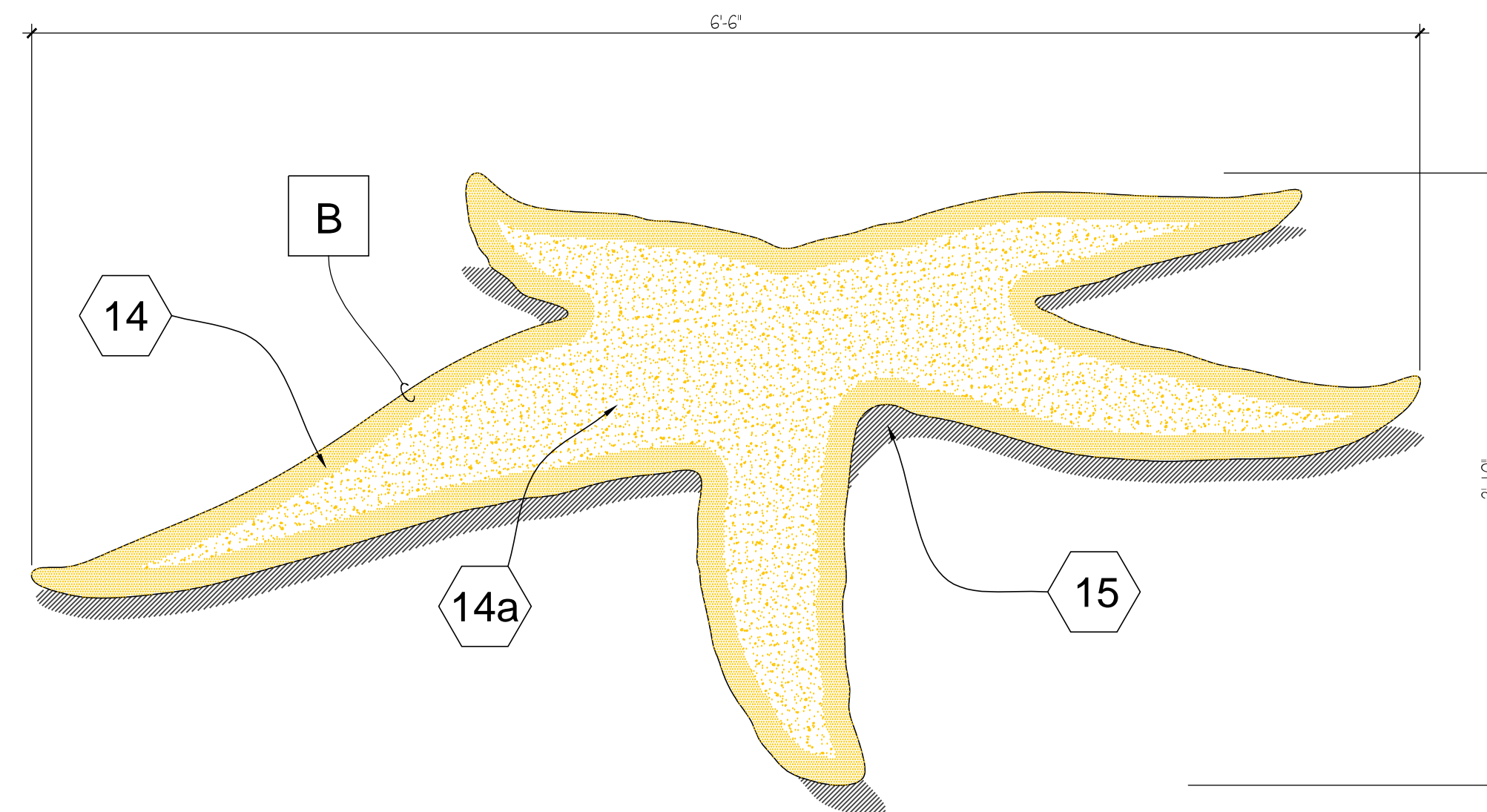
LEGEND		
○ TZ1		MAIN CONCOURSE OFF-WHITE: MATCH EXISTING!
○ TZ2		DOVE GRAY - MAIN AREA
○ TZ3		MATRIX WHITE: MATCH EXISTING
○ TZ4		DARKEST SEA
○ TZ5		DEEP SEA
○ TZ6		MEDIUM SEA
○ TZ7		SHALLOW SEA
○ TZ8		INLAND & SHORE WATERS
○ TZ9		"SILVER"
○ TZ10		COASTLINE
○ TZ11		DARK GREEN
○ TZ12		LIGHT GREEN
○ TZ13		LINEN
○ TZ14		LIGHT GOLD (1/4" W LG AGGREGATE FOR STARFISH)
○ TZ15		SHADOWS
○ TZ16		BLACK
○ TZ17		RED
○ TZ18		NEW AQUA
○ TZ19		NEW SKY BLUE
○ TZ20		NOT USED
□ TZ BASE	NOT SHOWN	FLOOR BOARDS MATCH 'TZ 2' THROUGHOUT, MATCH EXISTING
□ STRIP A		ALUM 3/8" X 3/8"
□ STRIP B		ALUM 3/8" X 1/4"
□ STRIP C		ALUM 3/8" X 1/8"
□ STRIP D		ALUM 3/8" X 1/6" GAUGE (TYPICAL: ALL SHORLINE, INLAND WATERS & RIVERS)
□ STRIP E		BRASS 3/8" X 1/4"
□ STRIP F		BRASS 3/8" X 1/8"
□ STRIP G		ZINC 3/8" X 1/6" GAUGE
□ STRIP H		BRASS 1/2" (TYPICAL: ALL LONG/LAT. LINES)
□ STRIP I		BRASS 1/16"
□ STRIP K		BRASS 3/8" X 3/8"
□ STRIP Y		MATCH EXISTING CONCOURSE
□ STRIP X		NO DIVIDER STRIP LINES INDICATE TZO COLOR TRANSITIONS ONLY.

NOTE: PRINTED COLORS ARE NOT REPRESENTATIVE OF INSTALLED PRODUCT. (SEE PHYSICAL CONTROL SAMPLES)

3 FABRICATION OF CLEAR EPOXY RESIN OVER TINTED MEMBRANE
SCALE: NTS



1 TZO ART - STAR CARTOON
SCALE: 1-1/2" = 1'-0"




2 TZO ART - STARFISH
SCALE: 1-1/2" = 1'-0"



10748 Deerswood Park Blvd South
Jacksonville, Florida 32256
904-256-2500 FAX 904-256-2502
www.rsandh.com
FL Cert. No. AKC001886 - EB0005620 - LC0000210



TALLAHASSEE
INTERNATIONAL
AIRPORT
TALLAHASSEE, FLORIDA



Kelly Taafe Design
KELLY TAAFFE DESIGN

Lic# ID 0002289
FL# 13 0001146
kelly@kellytaafedesign.com
Tel.: 813.695.5049
Fax: 813.805.2371

TERMINAL
REHABILITATION
- PHASE 2.

REVISIONS		
NO.	DESCRIPTION	DATE
1	ADDENDUM No. 2	6/1/16

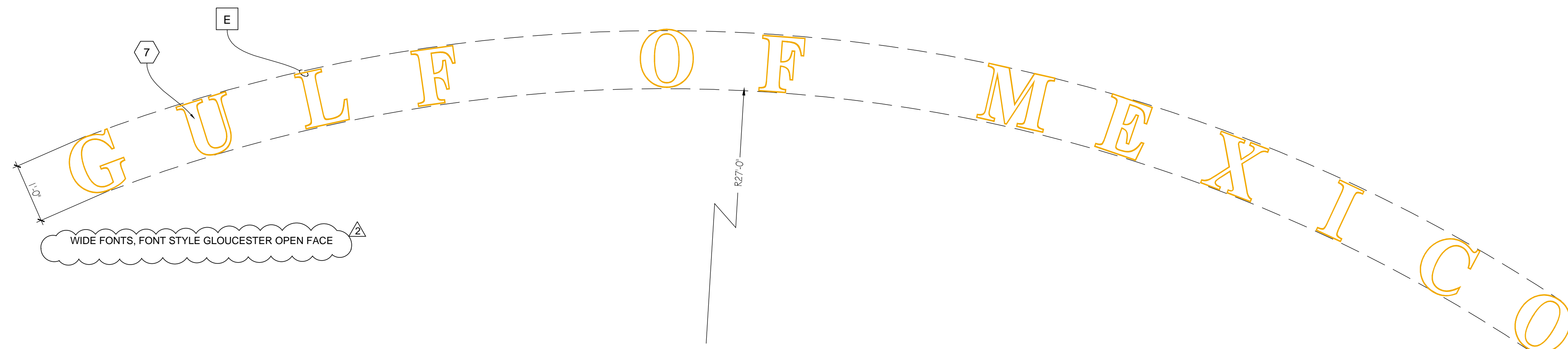
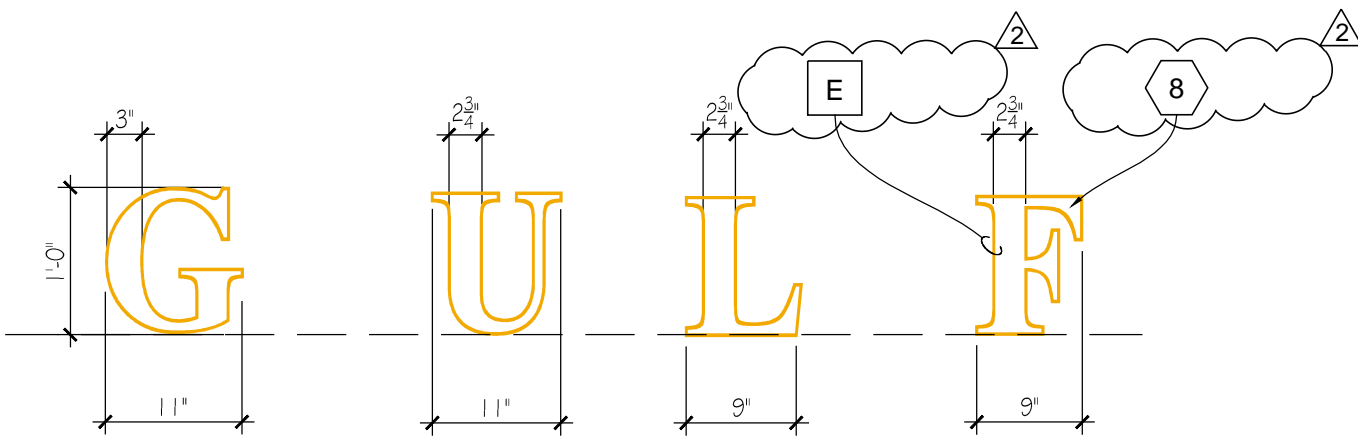
DATE ISSUED: MAY 6, 2016
REVIEWED BY:
DRAWN BY:
DESIGNED BY:
AEP PROJECT NUMBER
201-0001-001
© 2014 RS&H, INC.
SHEET TITLE

MAIN FLOOR
TZO DETAILS
SEA CREATURES

SHEET NUMBER

INT-127

BID DOCUMENTS




2 TZO - FONTS GULF OF MEXICO
A128 SCALE: 1-1/2" = 1'-0"

LATITUDES:	LONGITUDES:
30°30'	87°30'
30°00'	87°00'
30°	86°30'
29°30'	86°00'
	85°30'
	85°00'
	84°30'

ALL LONGITUDE AND LATITUDE NUMBERS EMBEDDED IN MAP TO BE SOLID BRASS WATERJET CUT 7" HEIGHT. FONT STYLE BOOK ANTIQUA.

ALL PANHANDLE BAY'S AND SOUND'S NAMES, EMBEDDED IN MAP. ALL FONTS TO BE ALUM WATER JET, IN SIZE (HEIGHT) AS NOTED (0") ON PLAN. FONT STYLE: 'BOOK ANTIQUA'



1 TZO FONTS- TALLAHASSEE
A128 SCALE: 3/4" = 1'-0"

3 TZO FONTS- NAMES AND LABLES
A125 SCALE: 1-1/2" = 1'-0"

- CHOCTAWHATCHEE BAY (3")
- PENSACOLA BAY (3")
- APALACHICOLA BAY (3")
- PERDIDO BAY (2")
- FLORIDA (3")
- APALACHEE BAY (4")
- ST GEORGE SOUND (3")
- ST.ANDREWS BAY (3")
- ST JOSEPH BAY (3")
- ALABAMA (3")

LEGEND	
○ TZ1	MAIN CONCOURSE OFF-WHITE: MATCH EXISTING!
○ TZ2	DOVE GRAY - MAIN AREA
○ TZ3	MATRIX WHITE: MATCH EXISTING
○ TZ4	DARKEST SEA
○ TZ5	DEEP SEA
○ TZ6	MEDIUM SEA
○ TZ7	SHALLOW SEA
○ TZ8	INLAND & SHORE WATERS
○ TZ9	"SILVER"
○ TZ10	COASTLINE
○ TZ11	DARK GREEN
○ TZ12	LIGHT GREEN
○ TZ13	LINEN
○ TZ14	LIGHT GOLD (14A: W/LG AGGREGATE FOR STARFISH)
○ TZ15	SHADOWS
○ TZ16	BLACK
○ TZ17	RED
○ TZ18	NEW AQUA
○ TZ19	NEW SKY BLUE
○ TZ20	NOT USED
□ TZ BASE	NOT SHOWN FLOOR BOARDS MATCH 'TZ 2" THROUGHOUT, MATCH EXISTING
□ STRIP A	ALUM 3/8" X 3/8"
□ STRIP B	ALUM 3/8" X 1/4"
□ STRIP C	ALUM 3/8" X 1/8"
□ STRIP D	ALUM 3/8" X 1/6" GUAGE (TYPICAL: ALL SHORLINE, INLAND WATERS & RIVERS)
□ STRIP E	BRASS 3/8" X 1/4"
□ STRIP F	BRASS 3/8" X 1/8"
□ STRIP G	ZINC 3/8" X 1/6" GUAGE
□ STRIP H	BRASS 1/2" (TYPICAL: ALL LONG/LAT. LINES)
□ STRIP I	BRASS 1/16"
□ STRIP K	BRASS 3/8" X 3/8"
□ STRIP Y	MATCH EXISTING CONCOURSE
□ STRIP X	NO DIVIDER STRIP, LINES INDICATE TZO COLOR TRANSITIONS ONLY.

NOTE: PRINTED COLORS ARE NOT REPRESENTATIVE OF INSTALLED PRODUCT. (SEE PHYSICAL CONTROL SAMPLES)

GENERAL NOTE:
WATERJET CUT LETTERS.
ALL WATERJET CUT METAL LETTERS & NUMBERS SHALL BE 3/8" OVER ALL THICKNESS INCLUDING MESH MOUNTING BASE, SO THAT THEY ARE COMPLETELY FLUSH WITH THE FACE OF THE EPOXY RESIN TERRAZZO POURED AROUND THEM.



10748 Deerswood Park Blvd South
Jacksonville, Florida 32256
904-256-2500 FAX 904-256-2502
www.rsandh.com
FL Cert. Nos. AKC001888 - EB0005620 - LC0000210



TALLAHASSEE
INTERNATIONAL
AIRPORT
TALLAHASSEE, FLORIDA



KTD Inc.
Design
KELLY TAAFFE DESIGN

Lic# ID 0002289
FL# 13 0001146
Kelly@kellytaaffedesign.com
Tel.: 813.695.5049
Fax: 813.805.2371

TERMINAL
REHABILITATION
-PHASE 2.

REVISIONS		
NO.	DESCRIPTION	DATE
1	ADDENDUM No. 2	6/1/16

DATE ISSUED: MAY 6, 2016
REVIEWED BY:
DRAWN BY:
DESIGNED BY:

AEP PROJECT NUMBER
201-0001-001
© 2014 RS&H, INC.
SHEET TITLE

MAIN FLOOR
ENTRANCE
TZO DETAILS

SHEET NUMBER

INT-128

BID DOCUMENTS