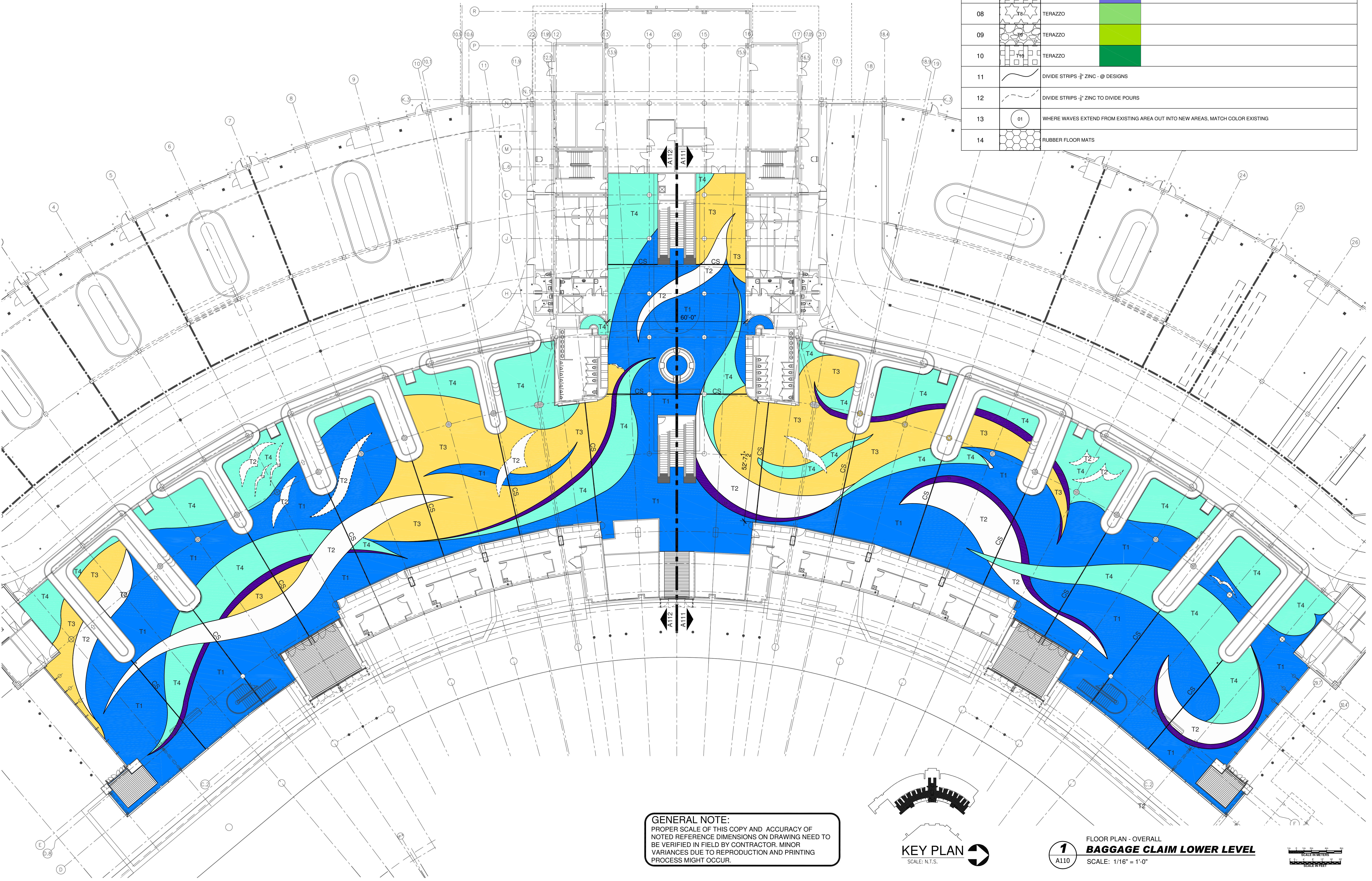
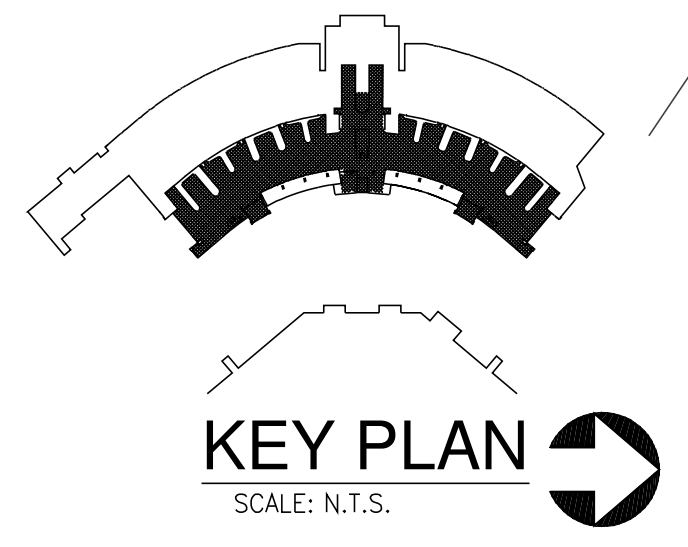


DRAWING INDEX FLOOR FINISHES			
A	110	FP BAGGAGE CLAIM - OVER ALL	1/16" = 1'-0"
A	111	FP BAGGAGE CLAIM - PARTIAL NORTH	3/32" = 1'-0"
A	112	FP BAGGAGE CLAIM - PARTIAL SOUTH	3/32" = 1'-0"
A	200	FP LEVEL II OVERALL	1/32" = 1'-0"
A	210	FP TICKETING - OVERALL	1/16" = 1'-0"
A	211	FP TICKETING - PARTIAL NORTH	3/32" = 1'-0"
A	212	FP TICKETING - PARTIAL SOUTH	3/32" = 1'-0"
A	213	FP TICKETING - PARTIAL WEST	3/32" = 1'-0"
A	220	FP CONCOURSE - OVERALL	1/16" = 1'-0"
A	221	FP CONCOURSE - PARTIAL EAST	1/8" = 1'-0"
A	222	FP CONCOURSE - PARTIAL WEST	1/8" = 1'-0"

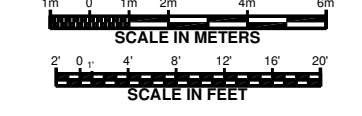
PLAN LEGEND - FLOOR FINISHES			
#	PATTERN	SPECIFICATIONS	
01	T1	TERAZZO	Blue
02	T2	TERAZZO	White
03	T3	TERAZZO	Yellow
04	T4	TERAZZO	Light Green
05		TERAZZO	Dark Purple
06		PEDIGRID	Grey Stripes
07	T2	TERAZZO	White
08	T2	TERAZZO	White
09	T2	TERAZZO	White
10	T2	TERAZZO	White
11		DIVIDE STRIPS 3/8" ZINC @ DESIGNS	
12		DIVIDE STRIPS 3/8" ZINC TO DIVIDE POURS	
13	01	WHERE WAVES EXTEND FROM EXISTING AREA OUT INTO NEW AREAS, MATCH COLOR EXISTING	
14		RUBBER FLOOR MATS	



**GENERAL NOTE:**  
 PROPER SCALE OF THIS COPY AND ACCURACY OF NOTED REFERENCE DIMENSIONS ON DRAWING NEED TO BE VERIFIED IN FIELD BY CONTRACTOR. MINOR VARIANCES DUE TO REPRODUCTION AND PRINTING PROCESS MIGHT OCCUR.



**1** FLOOR PLAN - OVERALL  
**A110** BAGGAGE CLAIM LOWER LEVEL  
 SCALE: 1/16" = 1'-0"



**RS&H TEAM**  
 Jacksonville, Florida 32256  
 904-256-2500 FAX 904-256-2501  
 FL.Ce.L.No. AC201186-EB000620 LCC000210

Reynolds, Smith and Hills, Inc.  
 KBJ Architects, Inc.  
 RINK DESIGN PARTNERSHIP INC.  
 RENAISSANCE DESIGN BUILD GROUP



JACKSONVILLE INTERNATIONAL AIRPORT TERMINAL EXPANSION

STAGE 3 1/2 CONNECTOR BRIDGE LEVELIZATION PROJECT

**RS&H**  
 Architectural, Engineering, Planning and Environmental Services

Reynolds, Smith and Hills, Inc.  
 1745 DeSoto Street South  
 Jacksonville, Florida 32256  
 904-256-2500 FAX 904-256-2501  
 www.rsandh.com  
 FL.Ce.L.No. AC201186-EB000620 LCC000210

**KTD Inc.**  
 Kelly Taaffe Design  
 Lic# ID 0002289  
 FL# 13 0001146  
 Kelly@kellytaaffedesign.com  
 Tel.: 813.695.5049  
 Fax: 813.805.2371

REVISIONS		
NO.	DESCRIPTION	DATE

DATE ISSUED: SEPTEMBER 2009  
 REVIEWED BY: PHH  
 DRAWN BY: DJ  
 DESIGNED BY: AC

AEP PROJECT NUMBER  
 201-9475-000

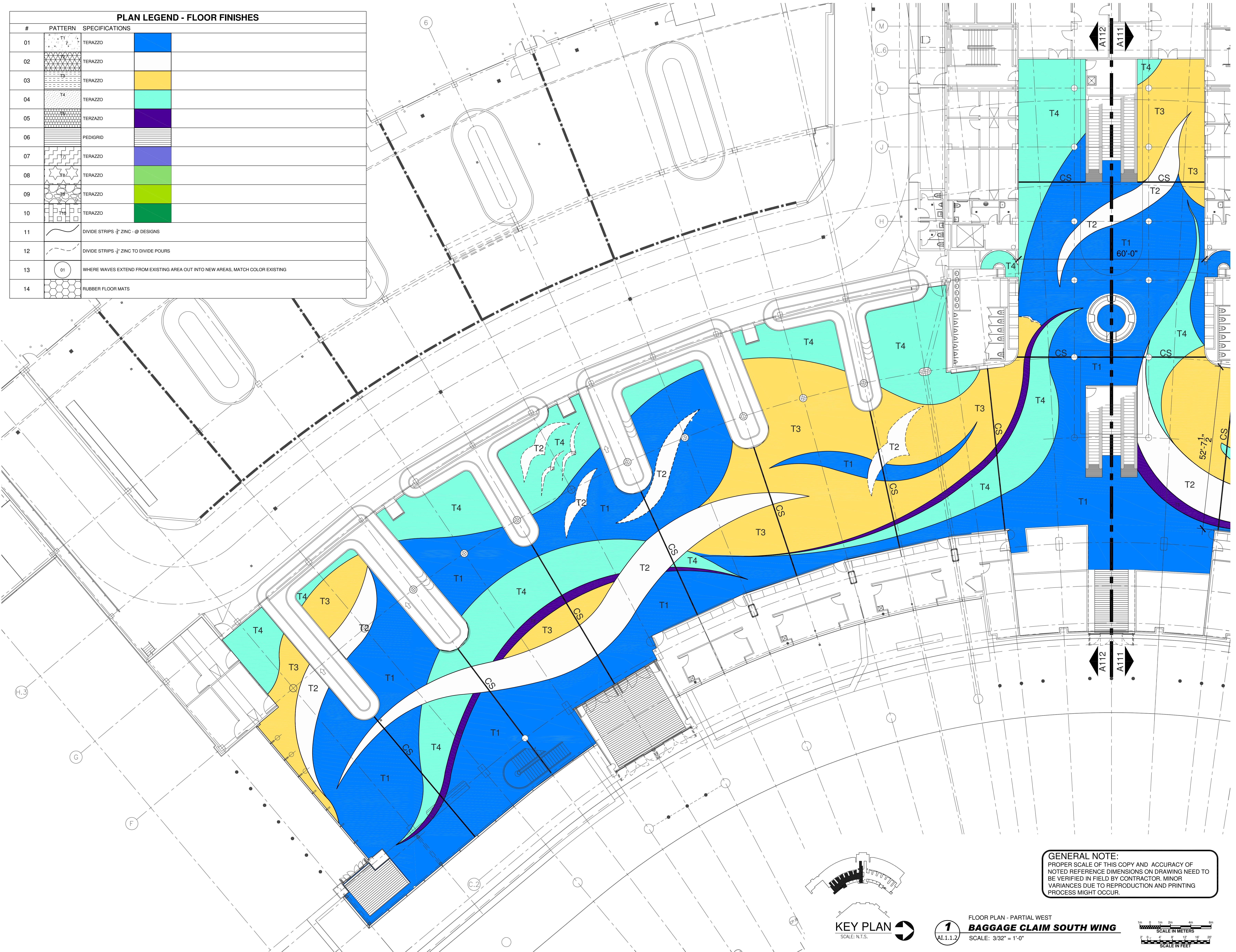
© 2009 REYNOLDS, SMITH AND HILLS INC.  
 SHEET TITLE

SECOND FLOOR PLAN  
 BAGGAGE CLAIM LOWER LEVEL  
 FLOOR FINISHES

SHEET NUMBER  
**A110**  
 LEVEL-1-REV-COLOR.DWG

SCHMATIC DESIGN

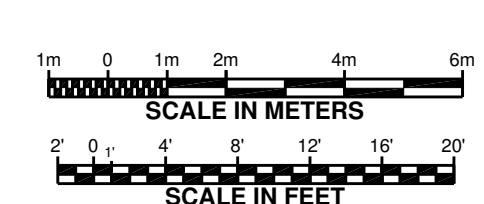
PLAN LEGEND - FLOOR FINISHES			
#	PATTERN	SPECIFICATIONS	
01	T1	TERAZZO	[Blue Swirl Pattern]
02	T2	TERAZZO	[White Swirl Pattern]
03	T3	TERAZZO	[Yellow Swirl Pattern]
04	T4	TERAZZO	[Cyan Swirl Pattern]
05	T5	TERAZZO	[Purple Swirl Pattern]
06		PEDIGRID	[Grid Pattern]
07		TERAZZO	[Blue Swirl Pattern]
08	T8	TERAZZO	[Green Swirl Pattern]
09	T9	TERAZZO	[Light Green Swirl Pattern]
10	T10	TERAZZO	[Dark Green Swirl Pattern]
11		DIVIDE STRIPS - 3/8" ZINC - @ DESIGNS	[Dashed Line]
12		DIVIDE STRIPS - 1/4" ZINC TO DIVIDE POURS	[Dotted Line]
13	01	WHERE WAVES EXTEND FROM EXISTING AREA OUT INTO NEW AREAS, MATCH COLOR EXISTING	[Circle with 01]
14		RUBBER FLOOR MATS	[Grid Pattern]



**GENERAL NOTE:**  
 PROPER SCALE OF THIS COPY AND ACCURACY OF NOTED REFERENCE DIMENSIONS ON DRAWING NEED TO BE VERIFIED IN FIELD BY CONTRACTOR. MINOR VARIANCES DUE TO REPRODUCTION AND PRINTING PROCESS MIGHT OCCUR.

**KEY PLAN**  
 SCALE: N.T.S.

FLOOR PLAN - PARTIAL WEST  
**BAGGAGE CLAIM SOUTH WING**  
 SCALE: 3/32" = 1'-0"



**RS&H TEAM**  
 Jacksonville, Florida 32256  
 904-256-2500 FAX 904-256-2501  
 FL.Cert.No. AAC011886 EB0005620 LCC000210

Reynolds, Smith and Hills, Inc.  
 KBJ Architects, Inc.  
 RINK DESIGN PARTNERSHIP INC.  
 RENAISSANCE DESIGN BUILD GROUP

**JACKSONVILLE AVIATION AUTHORITY**

**JACKSONVILLE INTERNATIONAL AIRPORT TERMINAL EXPANSION**

**STAGE 3 1/2 CONNECTOR BRIDGE LEVELIZATION PROJECT**

**RS&H**  
 Architectural, Engineering, Planning and Environmental Services

Reynolds, Smith and Hills, Inc.  
 10748 Deerwood Park Boulevard South  
 Jacksonville, Florida 32256  
 904-256-2500 FAX 904-256-2501  
 www.rsandh.com  
 FL.Cert.No. AAC011886 EB0005620 LCC000210

**KTD Inc. Design**  
 KELLYTAAFFE DESIGN  
 Lic# ID 0002289  
 FL# 13 0001146  
 Kelly@kellytaaffedesign.com  
 Tel.: 813.695.5049  
 Fax: 813.805.2371

REVISIONS

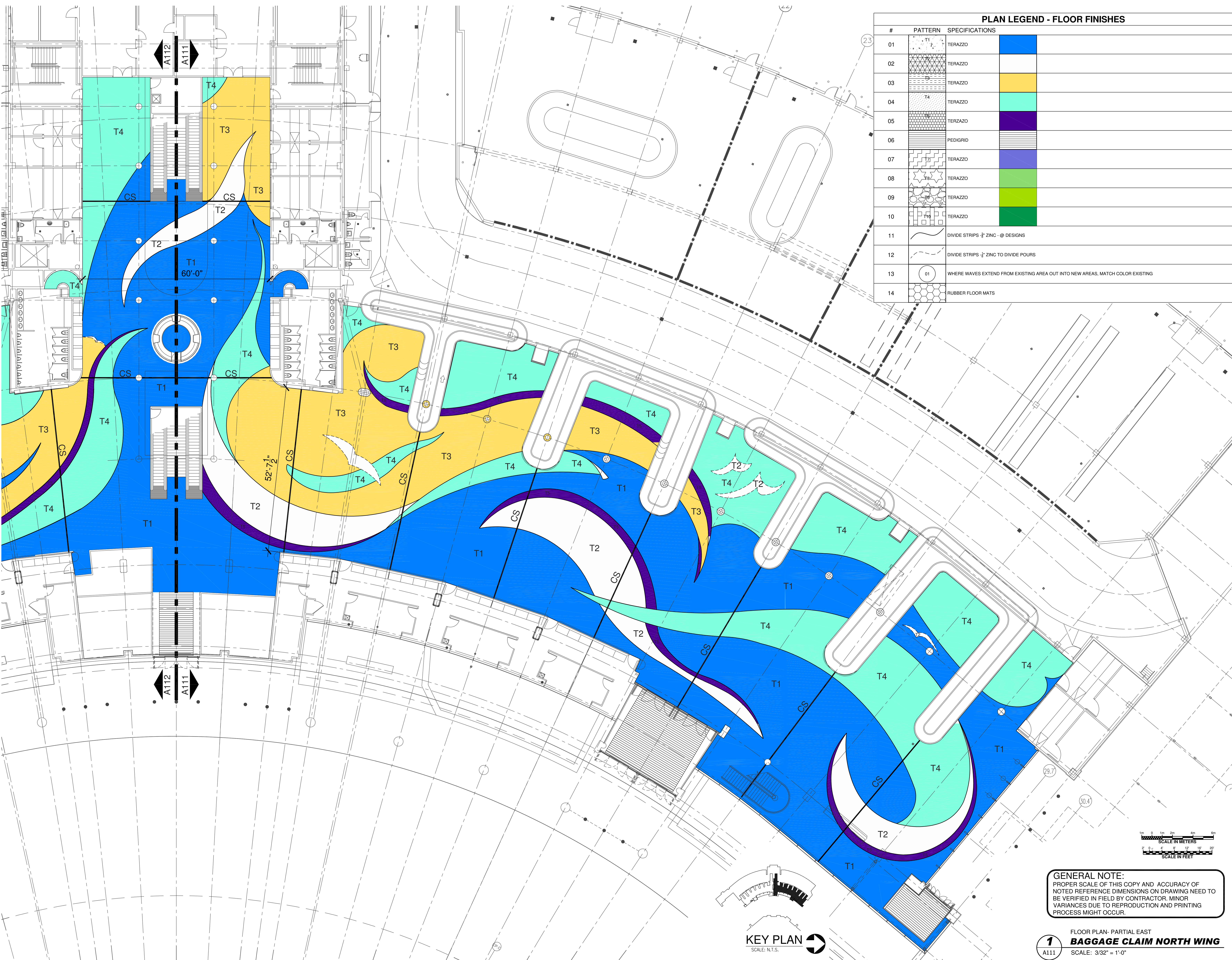
NO.	DESCRIPTION	DATE

DATE ISSUED: SEPTEMBER 2009  
 REVIEWED BY: PHH  
 DRAWN BY: DJ  
 DESIGNED BY: AC

AEP PROJECT NUMBER  
 201-9475-000  
 © 2009 REYNOLDS, SMITH AND HILLS, INC.  
 SHEET TITLE

**SECOND FLOOR PLAN BAGGAGE CLAIM LOWER LEVEL FLOOR FINISHES**

SHEET NUMBER  
**A112**  
 LEVEL-1-REV-COLOR.DWG  
 SCHEMATIC DESIGN



PLAN LEGEND - FLOOR FINISHES			
#	PATTERN	SPECIFICATIONS	
01		TERAZZO	
02		TERAZZO	
03		TERAZZO	
04		TERAZZO	
05		TERAZZO	
06		PEDIGRID	
07		TERAZZO	
08		TERAZZO	
09		TERAZZO	
10		TERAZZO	
11		DIVIDE STRIPS 3/8" ZINC @ DESIGNS	
12		DIVIDE STRIPS 3/8" ZINC TO DIVIDE POURS	
13		WHERE WAVES EXTEND FROM EXISTING AREA OUT INTO NEW AREAS, MATCH COLOR EXISTING	
14		RUBBER FLOOR MATS	

**RS&H TEAM**  
 Jacksonville, Florida 32256  
 904-256-2500 FAX 904-256-2501  
 FL.Cert.No. AC201886 EB000520 LCC000210

Reynolds, Smith and Hills, Inc.  
 KBJ Architects, Inc.  
 RINK DESIGN PARTNERSHIP INC.  
 RENAISSANCE DESIGN BUILD GROUP



JACKSONVILLE INTERNATIONAL AIRPORT TERMINAL EXPANSION

STAGE 3 1/2 CONNECTOR BRIDGE LEVELIZATION PROJECT

**RS&H**  
 Architectural, Engineering, Planning and Environmental Services

Reynolds, Smith and Hills, Inc.  
 Jacksonville, Florida 32256  
 904-256-2500 FAX 904-256-2501  
 www.rsandh.com  
 FL.Cert.No. AC201886 EB000520 LCC000210

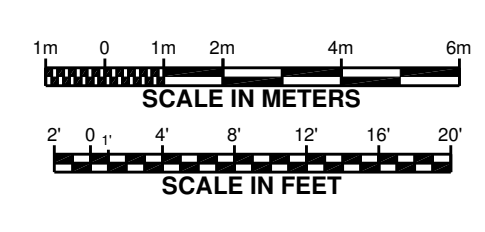
**KTD Inc.**  
 Kelly Taaffe Design  
 Lic# ID 0002289  
 FL# 13 0001146  
 Kelly.taaffe@kellytaaffedesign.com  
 Tel.: 813.695.5049  
 Fax: 813.805.2371

REVISIONS		
NO.	DESCRIPTION	DATE

DATE ISSUED: SEPTEMBER 2009  
 REVIEWED BY: PHH  
 DRAWN BY: DJ  
 DESIGNED BY: AC  
 AEP PROJECT NUMBER  
 201-9475-000  
 © 2009 REYNOLDS, SMITH AND HILLS INC.  
 SHEET TITLE

SECOND FLOOR PLAN  
**BAGGAGE CLAIM LOWER LEVEL FLOOR FINISHES**

SHEET NUMBER  
**A111**  
 LEVEL-1-REV-COLOR.DWG  
 SCHEMATIC DESIGN



**GENERAL NOTE:**  
 PROPER SCALE OF THIS COPY AND ACCURACY OF NOTED REFERENCE DIMENSIONS ON DRAWING NEED TO BE VERIFIED IN FIELD BY CONTRACTOR. MINOR VARIANCES DUE TO REPRODUCTION AND PRINTING PROCESS MIGHT OCCUR.



FLOOR PLAN- PARTIAL EAST  
**BAGGAGE CLAIM NORTH WING**  
 SCALE: 3/32" = 1'-0"  
**1**  
 A111